

GOVERNMENT OF KARNATAKA
POLICE DEPARTMENT



CRIME REVIEW

AND

PERFORMANCE OF UNITS UNDER

CCTNS PROJECT

MAY – 2023

POLICE 

POLICE COMPUTER WING &
STATE CRIME RECORDS BUREAU

7TH Floor, M.S. Building,
Dr.B.R.Ambedkar Road,
Bengaluru – 560001.

email:adgppcw@ksp.gov.in

INDEX

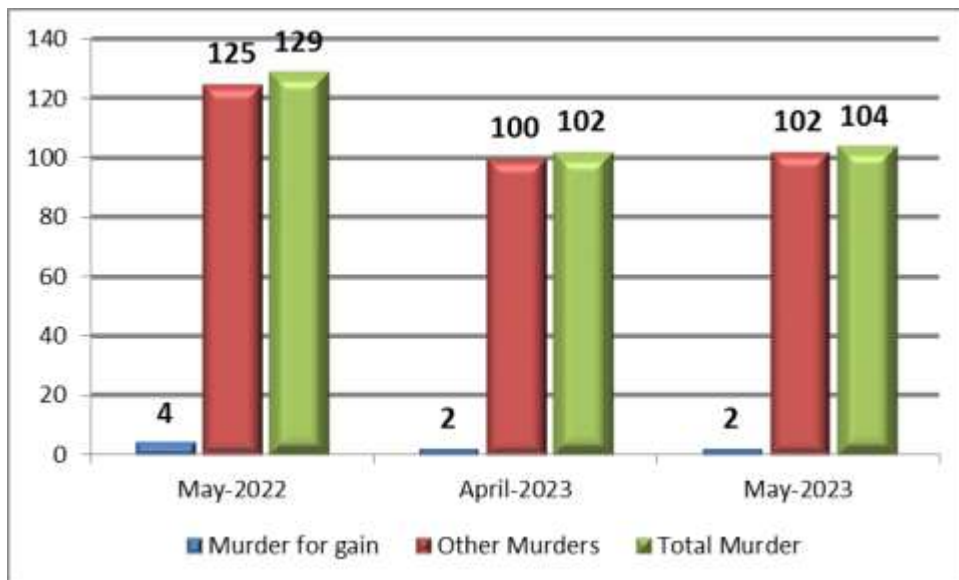
| Sl. No. | CONTENTS | Page No. |
|---------|--|----------|
| 1 | Crime Review on – 1) Murder 2) Dacoity 3) Robbery 4) Burglary 5) Theft 6) Riots 7) Hurt 8) Spl. & local laws 9) Crime against Women 10) POCSO 11) SC & ST POA Act 12) Security cases 13) Cyber Crimes 14) Economic Offences & 15) MMDR & KMMCR 16) Motor Vehicles Theft Cases 17) NDPS Cases | 1-17 |
| 2 | District-wise Reported cases under various heads for the month of May – 2023 | 18 |
| 3 | Crime Statistics – IPC Crimes | 19-29 |
| 4 | Crime Statistics – Special & Local laws | 29-34 |
| 5 | Crime Statistics – Crime against Women | 34 |
| 6 | Crime Statistics – Crime against Children | 35 |
| 7 | Crime Statistics – Crime against SC & ST | 36 |
| 8 | Crime Statistics – Road Accidents | 37 |
| 9 | Unit-wise report on Receipts & Disposals under SAKALA services | 38-39 |
| 10 | Comparative Crime Statement – 17 | 40-41 |
| 11 | Police IT May month Pragathi report | 42-43 |
| 12 | e-Sign details – FIR & Chargesheet | 44-45 |
| 13 | Police IT MT Module log book details | 46-48 |
| 14 | Seva Sindhu – May month report | 49 |
| 15 | District Wise COTPA Statistics | 50 |

CRIME REVIEW FOR THE MONTH OF MAY – 2023

1. Murder

As per the review for the month 104 cases of Murder were reported (Including 2 cases of Murder for gain) as against 102 Murder cases (2 cases of Murder for gain have been reported) in the previous month & 129 Murder cases (4 cases of Murder for gain) in the corresponding month of previous year.

| Month | Year | Murder for gain | Other Murders | Total Murder |
|-------|------|-----------------|---------------|--------------|
| May | 2023 | 2 | 102 | 104 |
| April | 2023 | 2 | 100 | 102 |
| May | 2022 | 4 | 125 | 129 |

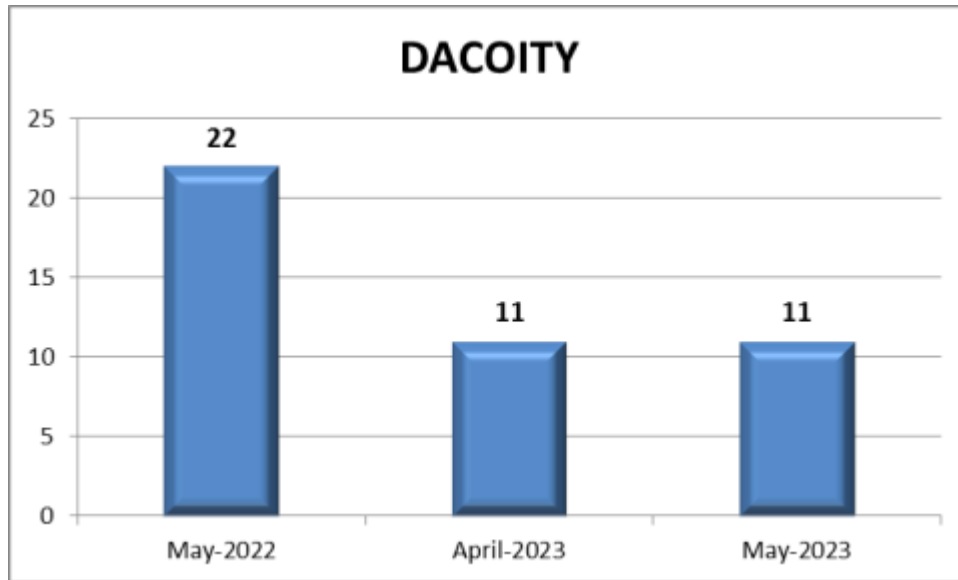


No changes in the reported cases of Murder for gain during the current month when compared to the cases of previous month and a decrease when compared to the corresponding month of previous year.

2. Dacoity

11 cases of Dacoity were reported during the current month as against 11 cases in the previous month and 22 cases in the corresponding month of previous year.

| Month | Year | Dacoity Cases |
|-------|------|---------------|
| May | 2023 | 11 |
| April | 2023 | 11 |
| May | 2022 | 22 |



There is no changes in the reported cases of Dacoity during the current month when compared to the cases of previous month and a decrease when compared to the corresponding month of previous year.

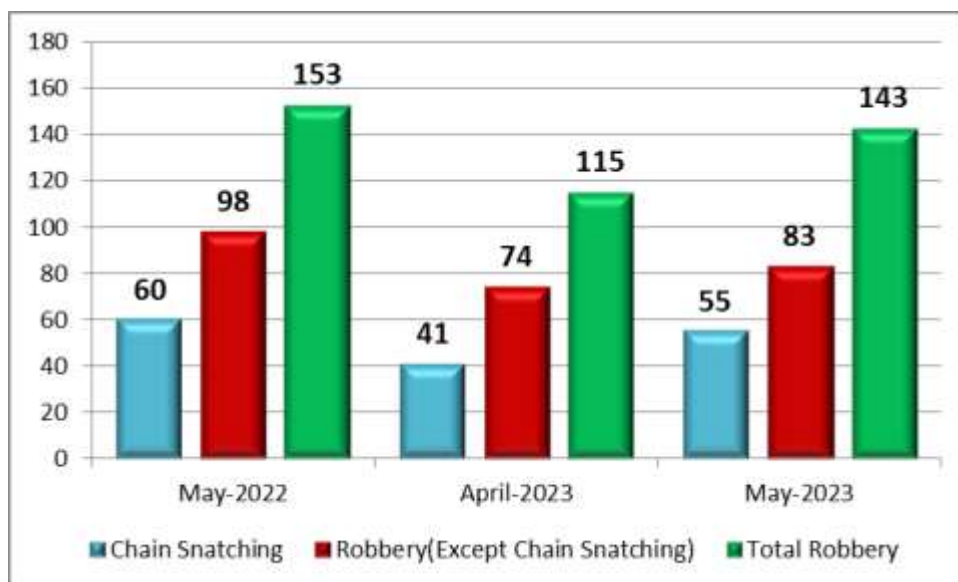
The unit wise break up of Dacoity cases for the month under review is as follows:-

| Name of the unit | No. of cases | Name of the unit | No. of cases |
|---------------------|--------------|----------------------|--------------|
| Bengaluru City | 2 | Kalaburgi City | 1 |
| Mysore City | 1 | Bengaluru District | 1 |
| Bagalkot District | 1 | Chikmagalur District | 1 |
| Kalaburgi District | 1 | Kolar District | 1 |
| Shivamogga District | 1 | Tumakuru District | 1 |

3. Robbery

153 cases of Robbery were reported during the current month (including 55 chain snatching cases) as against 115 cases (41 cases of Chain snatching) in the previous month and 143 cases (60 cases of Chain snatching) in the corresponding month of previous year.

| Month | Year | Chain Snatching | Robbery (Except Chain Snatching) | Total Robbery |
|-------|------|-----------------|----------------------------------|---------------|
| May | 2023 | 55 | 98 | 153 |
| April | 2023 | 41 | 74 | 115 |
| May | 2022 | 60 | 83 | 143 |



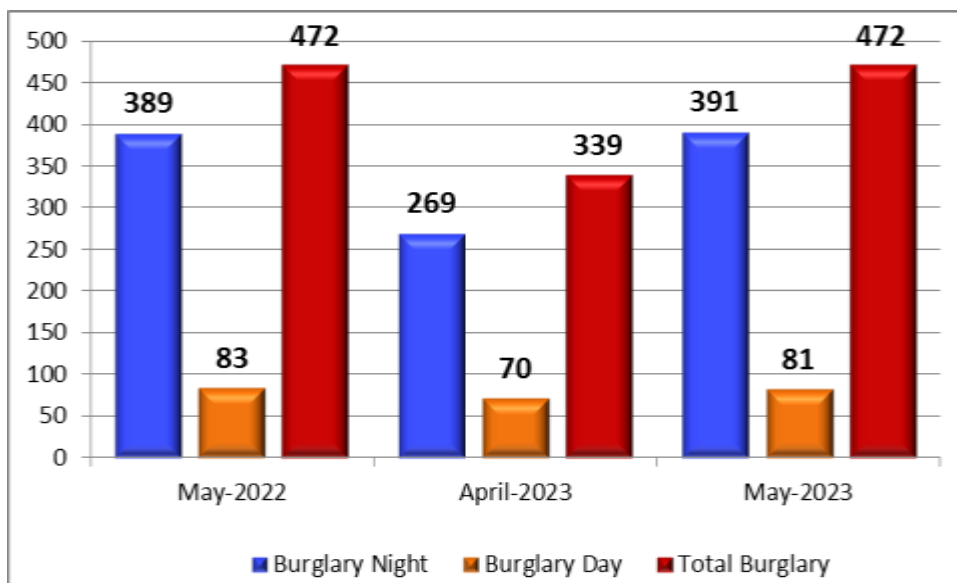
There is an increase in the number of cases reported during the current month under the head Robbery when compared to the cases of previous month and to the corresponding month of previous year.

There is an increase in the number of cases reported during the current month under Chain Snatching when compared to the cases of previous month and a decrease when compared to the corresponding month of previous year.

4. Burglary

472 cases of Burglary were reported during the month as against 339 cases in the previous month and 472 cases during the corresponding month of previous year.

| Month | Year | Burglary Night | Burglary Day | Total |
|-------|------|----------------|--------------|-------|
| May | 2023 | 391 | 81 | 472 |
| April | 2023 | 269 | 70 | 339 |
| May | 2022 | 389 | 83 | 472 |

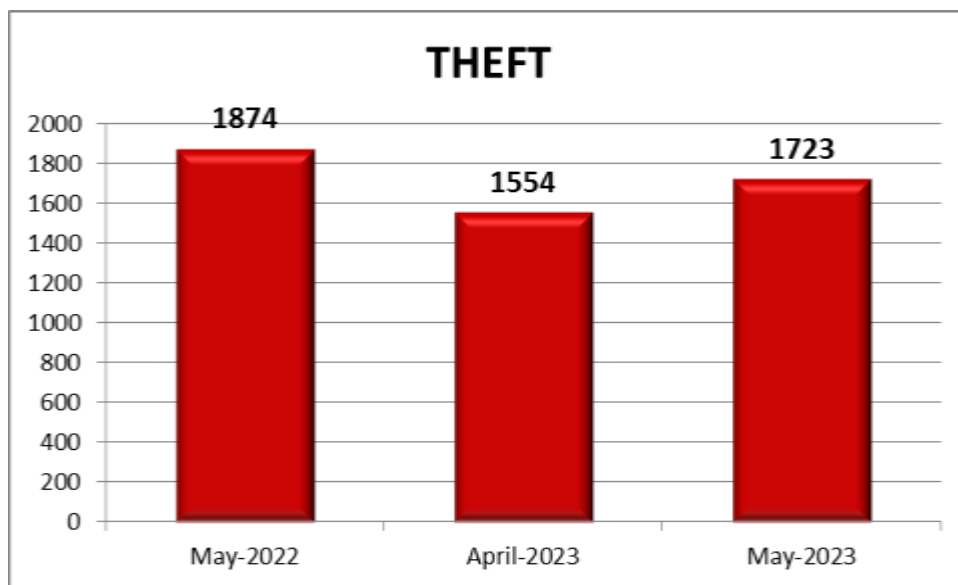


There is an increase in the number of cases reported during the current month under the head burglary, when compared to the reported cases of previous month and no changes in the corresponding month of previous year.

5. Theft

1723 cases of Theft were reported during the month as against 1554 cases in the previous month and 1874 cases in the corresponding month of previous year.

| Month | Year | Reported |
|-------|------|----------|
| May | 2023 | 1723 |
| April | 2023 | 1554 |
| May | 2022 | 1874 |

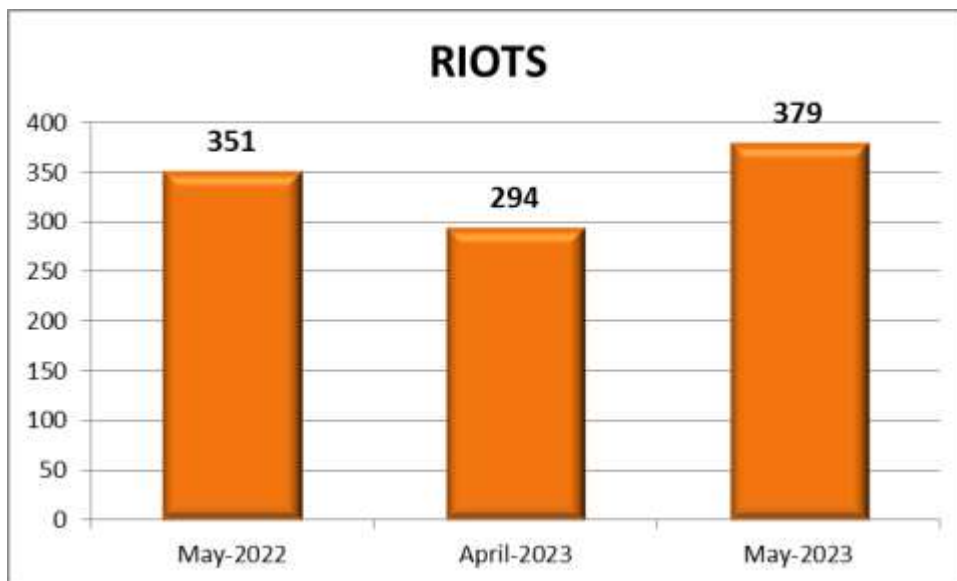


There is an increase in the number of cases reported during the current month under the head theft when compared to the cases of previous month and a decrease when compared to the corresponding month of previous year.

6. Riots

379 cases were reported during the current month under the category Riots as against 294 cases in the previous month and 351 cases in the corresponding month of previous year.

| Month | Year | Riots |
|-------|------|-------|
| May | 2023 | 379 |
| April | 2023 | 294 |
| May | 2022 | 351 |

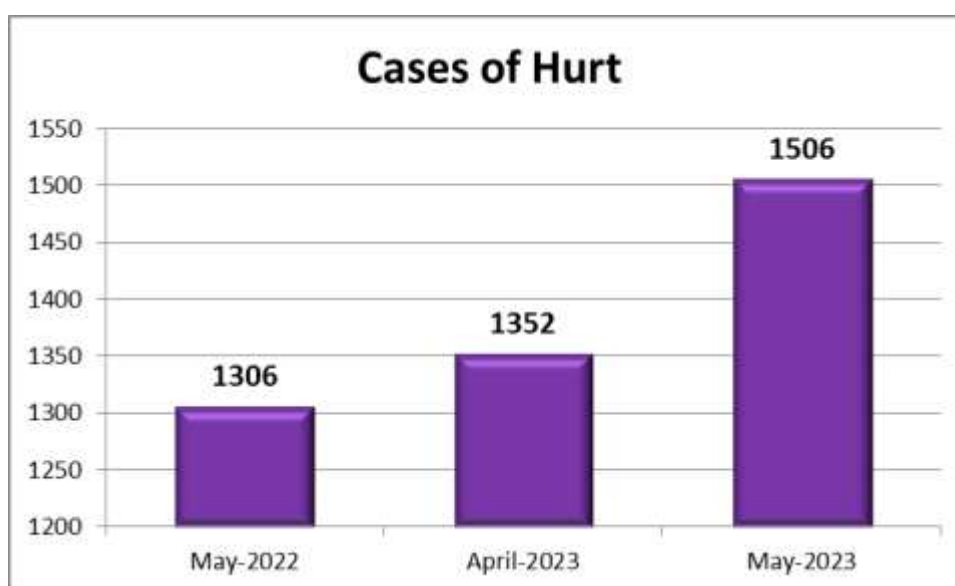


There is an increase in the number of cases reported under this head during the month, when compared to the cases of previous month and to the corresponding month of previous year.

7. Hurt

1506 cases were reported during the current month under the category Hurt as against 1352 cases in the previous month and 1306 cases in the corresponding month of previous year.

| Month | Year | Cases of Hurt |
|-------|------|---------------|
| May | 2023 | 1506 |
| April | 2023 | 1352 |
| May | 2022 | 1306 |

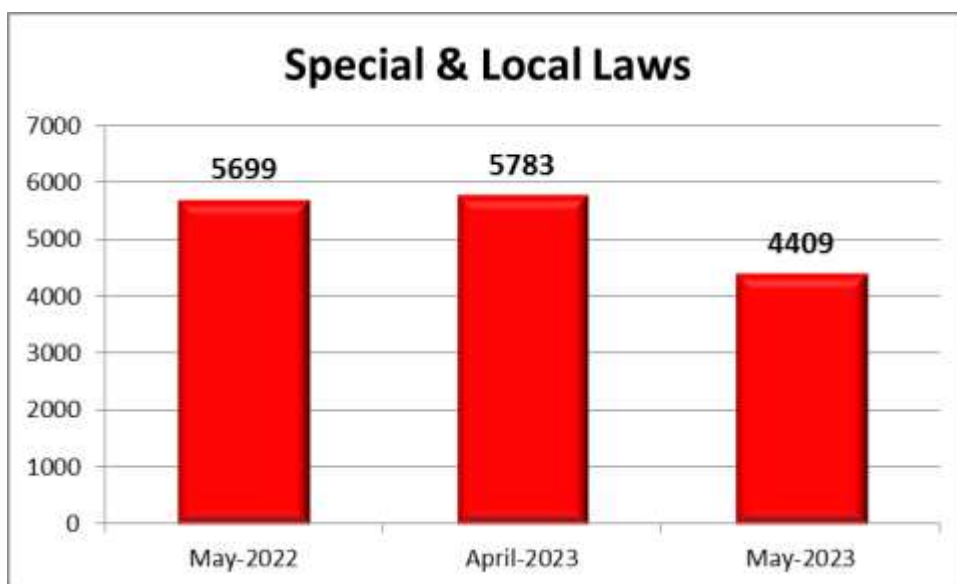


There is an increase in the number of cases reported under this head during the month, when compared to the cases of previous month and to the corresponding month of previous year.

8. Special & Local Laws

4409 cognizable cases were registered under Special & Local Laws during the month as against 5783 cases in the previous month and 5699 cases in the corresponding month of previous year.

| Month | Year | Special & Local Laws |
|-------|------|----------------------|
| May | 2023 | 4409 |
| April | 2023 | 5783 |
| May | 2022 | 5699 |

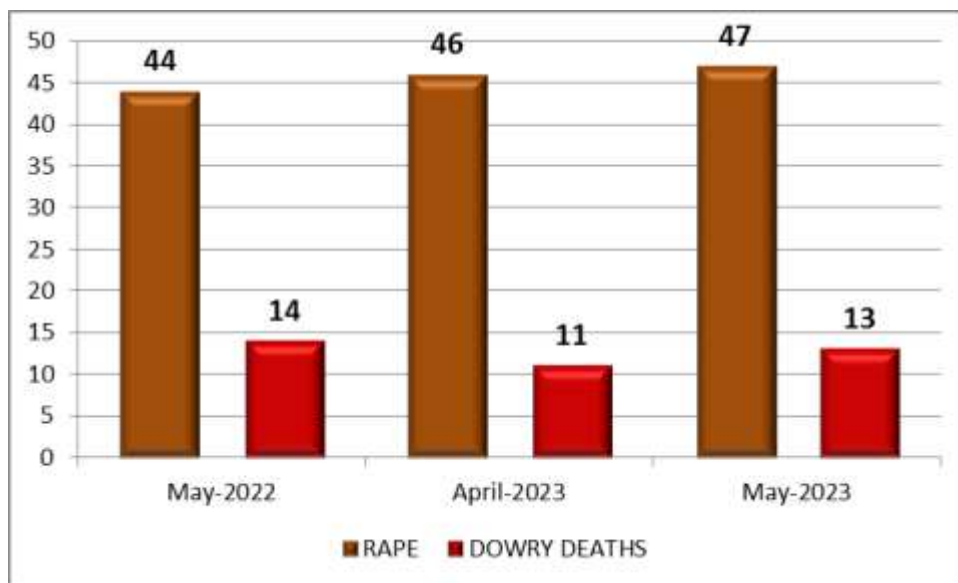


There is a decrease in the number of cognizable cases reported during the month under Special & Local Laws when compared to the cases of previous month and to the corresponding month of the previous year.

9. Crime against Women (Rape & Dowry Death)

47 cases of Rape have been reported during the month as against 46 cases in the previous month and 44 cases in the corresponding month of previous year. 13 cases of Dowry Death have been reported during the current month, as against 11 cases in the previous month and 14 cases in the corresponding month of previous year. (Note: Other Crimes against Women are mentioned in Page No.22)

| Month | Year | Rape | Dowry Death |
|-------|------|------|-------------|
| May | 2023 | 47 | 13 |
| April | 2023 | 46 | 11 |
| May | 2022 | 44 | 14 |



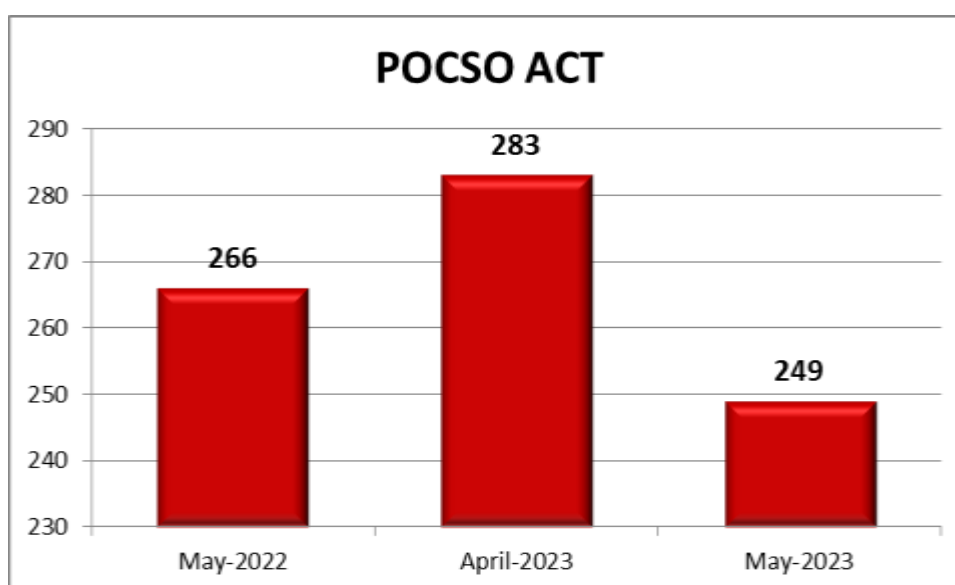
There is an increase in the reported cases under Rape during the current month when compared to the previous month and to the corresponding month of previous year.

There is an increase in the reported cases of Dowry death during current month when compared to the previous month and a decrease when compared to the corresponding month of previous year.

10. Protection of Children from Sexual Offences Act (POCSO)

249 cases of POCSO were reported during the current month as against 283 cases in the previous month and 266 in the corresponding month of previous year.

| Month | Year | POCSO |
|-------|------|-------|
| May | 2023 | 249 |
| April | 2023 | 283 |
| May | 2022 | 266 |

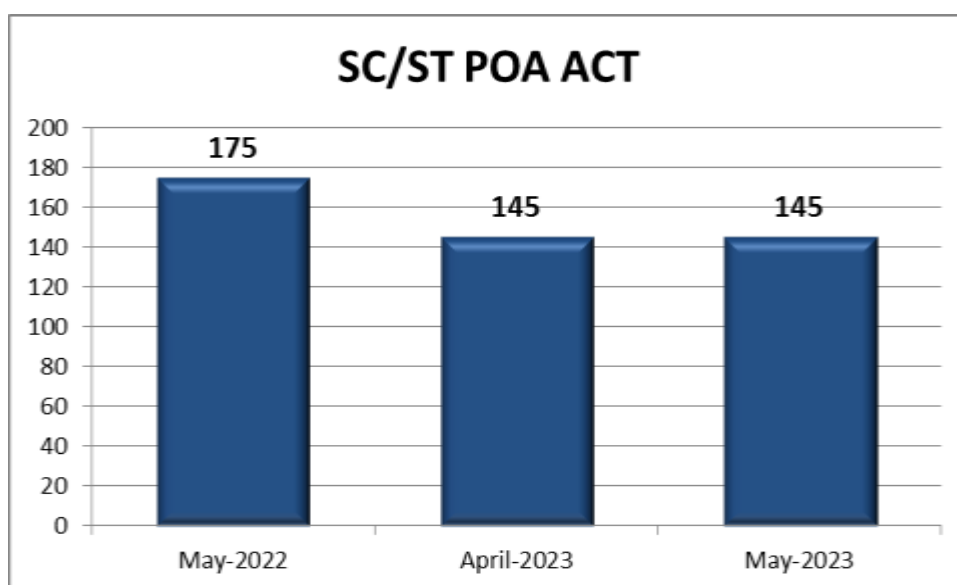


There is a decrease in the reported cases under the head POCSO during the current month when compared to the cases of previous month and to the corresponding month of previous year.

11. Crimes under SC/ST POA Act

145 cases were reported during the current month under this head as against 145 cases in the previous month and 175 cases in the corresponding month of previous year. (Details are mentioned at Page No.24)

| Month | Year | SC/ST POA Act |
|-------|------|---------------|
| May | 2023 | 145 |
| April | 2023 | 145 |
| May | 2022 | 175 |

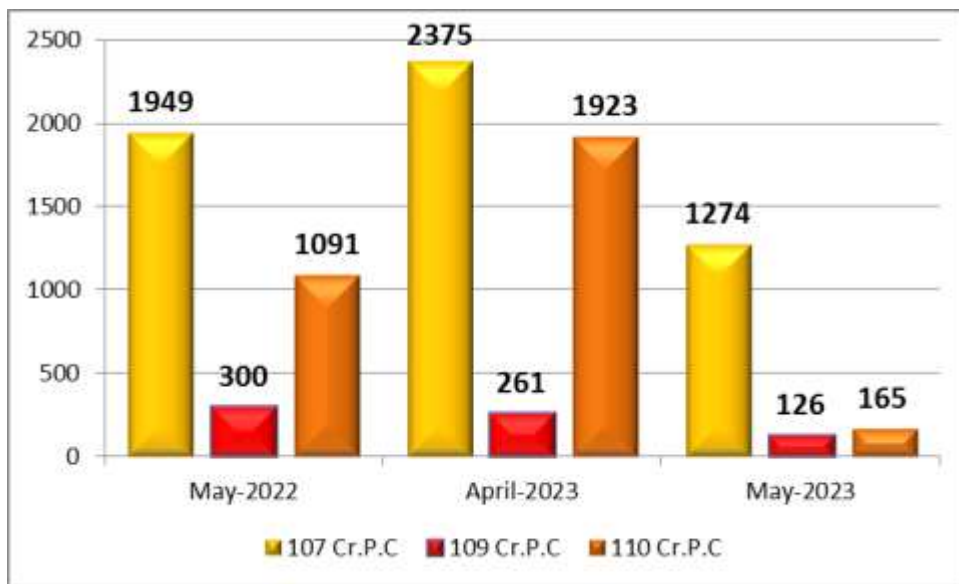


No changes in the reported cases under Crime against SC/ST during the current month when compared to the reported cases of previous month and a decrease when compared to the corresponding month of previous year.

12. Preventive Action Report

1274, 126 & 165 cases u/s 107, 109 & 110 Cr.PC. respectively have been booked during the current month as against 2375, 261 & 1923 Preventive Action Report in the previous month and 1949, 300 & 1091 Preventive Action Report in the corresponding month of last year.

| Month | Year | Security Cases | | | Total |
|-------|------|----------------|-----------|-----------|-------|
| | | 107 Cr.PC | 109 Cr.PC | 110 Cr.PC | |
| May | 2023 | 1274 | 126 | 165 | 1565 |
| April | 2023 | 2375 | 261 | 1923 | 4559 |
| May | 2022 | 1949 | 300 | 1091 | 3340 |

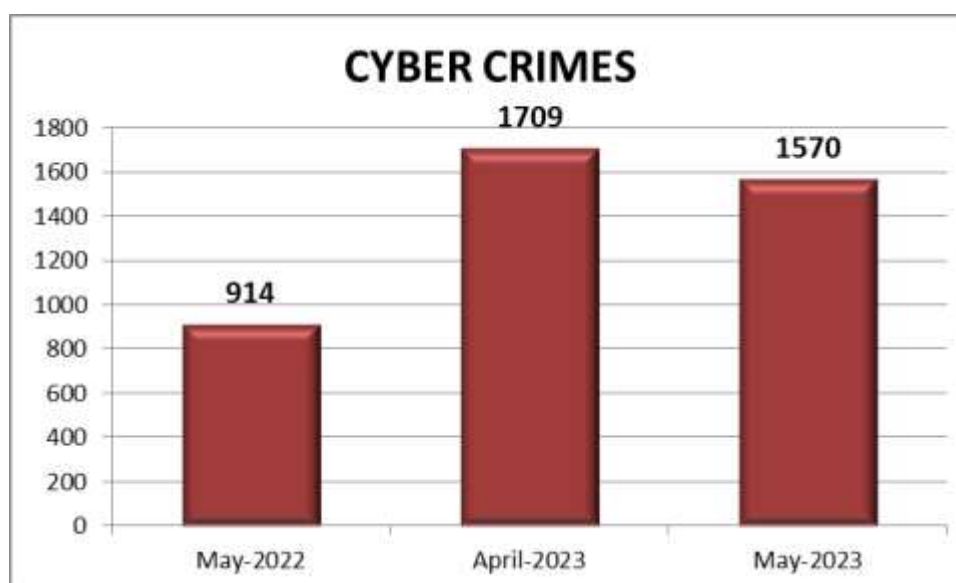


- Under sec 107 Cr.PC. less number of Preventive Action Report have been booked during the current month when compared to the Preventive Action Report of previous month and to the corresponding month of previous year.
- Under Sec.109 Cr.PC. less number of Preventive Action Report have been booked during the current month when compared to the Preventive Action Report of previous month and to the corresponding month of previous year.
- Under 110 Cr.PC. less number of Preventive Action Report have been booked during the current month when compared to the Preventive Action Report of previous month and to the corresponding month of previous year.

13. Cyber Crimes (Information Technology Act)

1570 cases were reported during the current month under this head as against 1709 cases in the previous month and 914 cases in the corresponding month of previous year.

| Month | Year | Cyber Crimes |
|-------|------|--------------|
| May | 2023 | 1570 |
| April | 2023 | 1709 |
| May | 2022 | 914 |

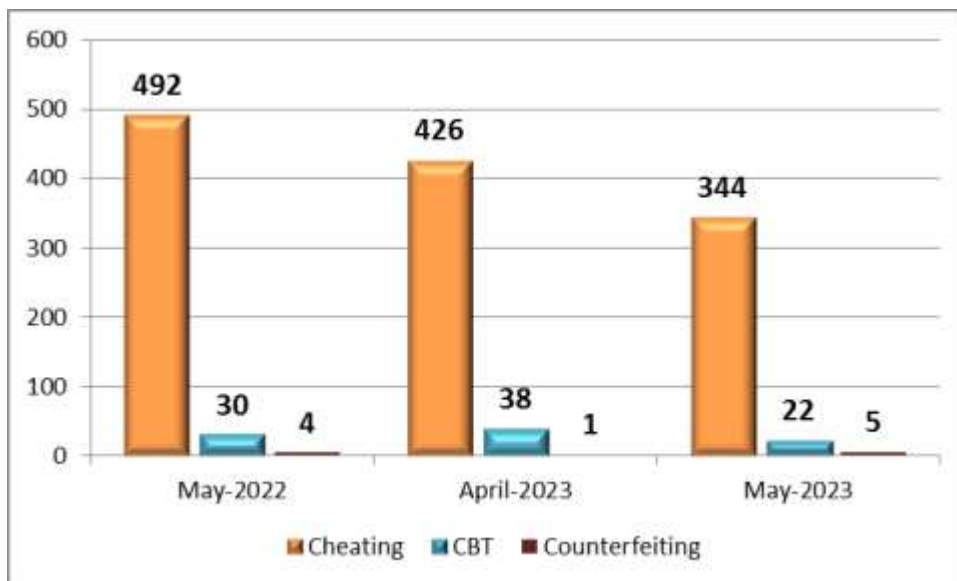


There is a decrease in the reported cases under Cyber Crimes during the current month when compared to the reported cases of previous month and an increase when compared to the corresponding month of previous year.

14. Economic Offences (Criminal Breach of Trust, Cheating, Counterfeiting)

371 cases were reported during the current month under Economic Offences **(Criminal Breach of Trust-22, Cheating-344 and Counterfeiting-5)** as against 465 cases during the previous month and 371 cases in the corresponding month of previous year.

| Month | Year | Economic Offences |
|-------|------|-------------------|
| May | 2023 | 371 |
| April | 2023 | 465 |
| May | 2022 | 371 |



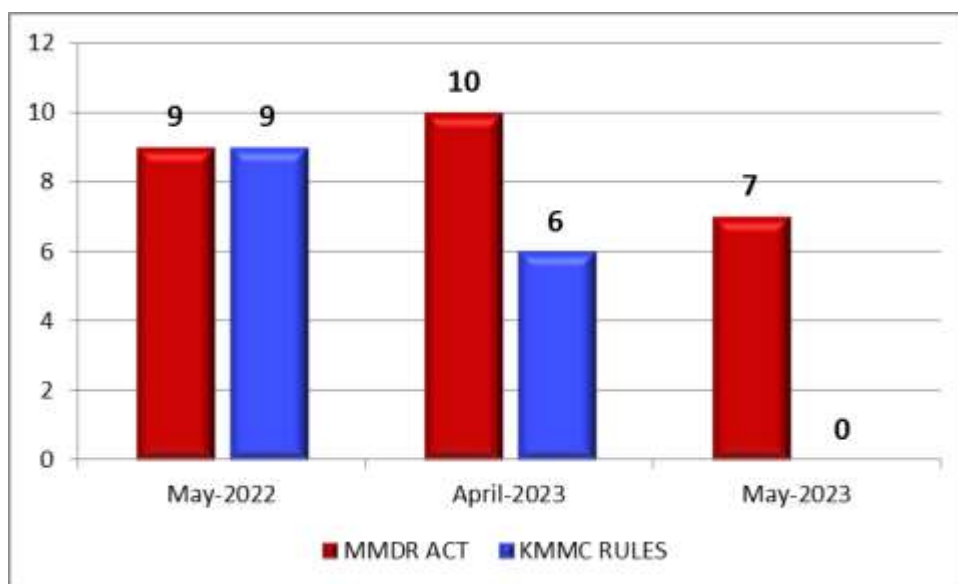
There is a decrease in the reported cases under economic offences during the current month when compared to the reported cases of previous month and no changes in the corresponding month of previous year.

15. Mines and Minerals (Development & Regulation) Act 1957 & Karnataka Minor Mineral Consistent Rule - 1994

7 cases of MMDR were reported during the current month under this head as against 10 cases in the previous month and 9 cases in the corresponding month of previous year.

0 cases of KMMCR reported during the current month as against 6 cases in the previous month and 9 cases in the corresponding month of previous year.

| Month | Year | MMDR Act | KMMC Rules |
|-------|------|----------|------------|
| May | 2023 | 7 | 0 |
| April | 2023 | 10 | 6 |
| May | 2022 | 9 | 9 |



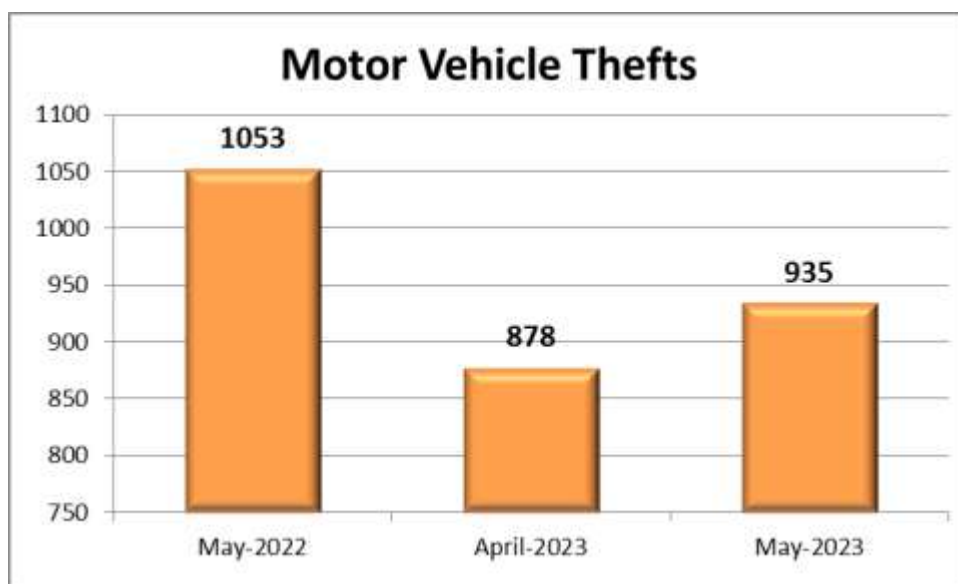
There is a decrease in the reported cases under MMDR during the current month when compared to the reported cases of previous month and to the corresponding month of previous year.

No cases reported under KMMCR during the current month when compared to the reported cases of previous month and to the corresponding month of previous year.

16. Motor Vehicles Theft cases

935 cases were reported during the current month under this head as against 878 cases in the previous month and 1053 cases in the corresponding month of previous year.

| Month | Year | Motor Vehicles Theft Cases |
|-------|------|----------------------------|
| May | 2023 | 935 |
| April | 2023 | 878 |
| May | 2022 | 1053 |

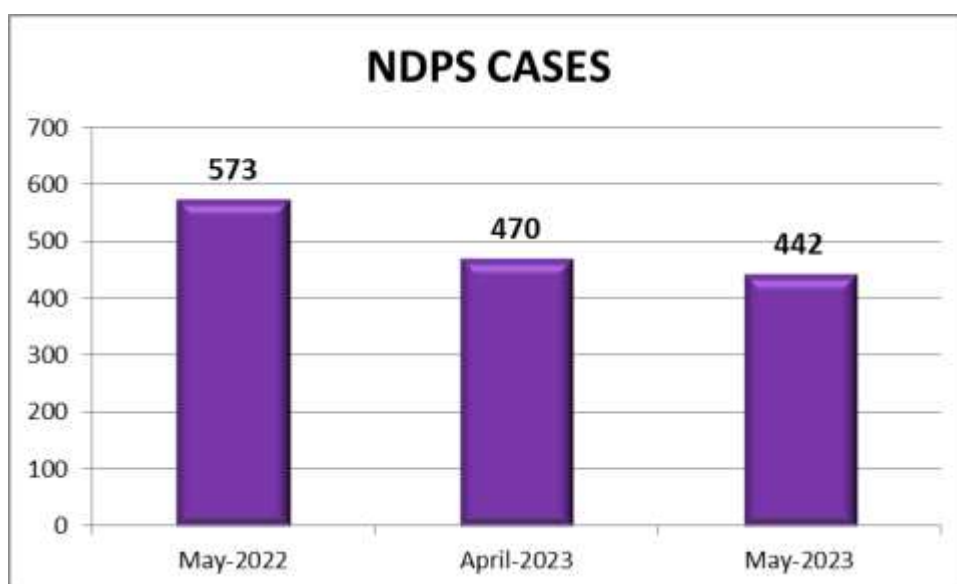


There is an increase in the reported cases under Motor Vehicles Theft cases during the current month when compared to the reported cases of previous month and a decrease when compared to the corresponding month of previous year.

17. Narcotic Drugs & Pshycotropic Substances (NDPS)

442 cases were reported during the current month under this head as against 470 cases in the previous month and 573 cases in the corresponding month of previous year.

| Month | Year | NDPS Cases |
|-------|------|------------|
| May | 2023 | 442 |
| April | 2023 | 470 |
| May | 2022 | 573 |



There is a decrease in the reported cases under NDPS Cases during the current month when compared to the reported cases of previous month and to the corresponding month of previous year.

*This Crime Review is based on classification made in Police IT at Police Station level.

* Crime Review is based on classification made in Police IT on 06/06/2023.

DISTRICT-WISE REPORTED CASES UNDER VARIOUS HEADS FOR THE MONTH OF MAY - 2023 (AS ON 06/06/2023)

| Sl. No. | Crime Head | Bagalkot | Ballari | Belagavi City | Belagavi Dist | Bengaluru city | Bengaluru District | Bidar | Chamarajanagar | Chickballapura | Chikkamagaluru | Chitradurga | Dakshina kannada | Davanagere | Dharwad | Gadag | Hassan | Haveri | Hubballi Dharwad City | K.G.F | Kalaburagi | Kalaburagi City | Karnataka Railways | Kodagu | Kolar | Koppal | Mandya | Mangalooru City | Mysuru City | Mysuru District | Raichur | Ramanagara | Shivamogga | Tumakuru | Udupi | Uttara Kannada | Vijayanagara | Vijayapur | Yadgir | Total | |
|---------|----------------------------|----------|---------|---------------|---------------|----------------|--------------------|-------|----------------|----------------|----------------|-------------|------------------|------------|---------|-------|--------|--------|-----------------------|-------|------------|-----------------|--------------------|--------|-------|--------|--------|-----------------|-------------|-----------------|---------|------------|------------|----------|-------|----------------|--------------|-----------|--------|-------|-----|
| 1 | MURDER | 2 | 3 | 3 | 2 | 11 | 5 | 3 | 2 | 4 | 2 | 0 | 1 | 4 | 2 | 1 | 1 | 1 | 2 | 0 | 3 | 6 | 0 | 2 | 5 | 4 | 5 | 1 | 3 | 3 | 5 | 3 | 1 | 4 | 1 | 3 | 2 | 2 | 2 | 2 | 104 |
| 2 | DACOITY | 1 | 0 | 0 | 0 | 2 | 1 | 0 | 0 | 0 | 1 | 0 | 0 | 0 | 0 | 0 | 0 | 0 | 0 | 0 | 1 | 1 | 0 | 0 | 1 | 0 | 0 | 1 | 0 | 0 | 0 | 0 | 1 | 1 | 0 | 0 | 0 | 0 | 0 | 0 | 11 |
| 3 | ROBBERY | 1 | 0 | 2 | 1 | 38 | 3 | 1 | 0 | 4 | 1 | 3 | 0 | 4 | 0 | 0 | 6 | 0 | 2 | 0 | 1 | 5 | 2 | 0 | 0 | 0 | 2 | 2 | 9 | 1 | 0 | 1 | 5 | 2 | 1 | 1 | 0 | 0 | 0 | 0 | 98 |
| 3a | CHAIN SNATCHING | 1 | 2 | 0 | 0 | 17 | 5 | 2 | 2 | 0 | 1 | 0 | 1 | 1 | 0 | 0 | 3 | 1 | 2 | 0 | 1 | 3 | 1 | 0 | 0 | 0 | 0 | 0 | 1 | 0 | 1 | 0 | 8 | 0 | 2 | 0 | 0 | 0 | 0 | 55 | |
| 4a | BURGLARY - DAY | 2 | 0 | 2 | 3 | 27 | 5 | 1 | 3 | 2 | 3 | 1 | 4 | 2 | 0 | 0 | 2 | 0 | 0 | 0 | 1 | 0 | 0 | 1 | 0 | 1 | 4 | 2 | 3 | 2 | 2 | 3 | 1 | 2 | 0 | 2 | 0 | 0 | 0 | 81 | |
| 4b | BURGLARY - NIGHT | 15 | 7 | 25 | 15 | 63 | 23 | 16 | 4 | 6 | 11 | 8 | 2 | 16 | 7 | 2 | 11 | 13 | 6 | 2 | 9 | 23 | 0 | 5 | 4 | 7 | 8 | 0 | 8 | 13 | 4 | 9 | 8 | 20 | 1 | 5 | 3 | 11 | 1 | 391 | |
| 5 | THEFT | 14 | 23 | 18 | 43 | 754 | 85 | 17 | 4 | 12 | 13 | 34 | 5 | 75 | 6 | 18 | 33 | 31 | 18 | 5 | 19 | 39 | 65 | 4 | 29 | 13 | 40 | 16 | 40 | 24 | 30 | 33 | 28 | 48 | 7 | 15 | 17 | 29 | 19 | 1723 | |
| 6 | RIOTS | 12 | 5 | 6 | 33 | 7 | 12 | 20 | 7 | 10 | 12 | 14 | 4 | 8 | 0 | 13 | 9 | 18 | 3 | 2 | 22 | 8 | 0 | 0 | 16 | 3 | 6 | 3 | 0 | 19 | 25 | 10 | 25 | 5 | 3 | 6 | 6 | 13 | 14 | 379 | |
| 7 | CASES OF HURT | 16 | 16 | 19 | 45 | 266 | 53 | 48 | 28 | 39 | 52 | 45 | 14 | 37 | 8 | 8 | 85 | 26 | 9 | 18 | 31 | 21 | 1 | 36 | 36 | 13 | 78 | 10 | 37 | 85 | 15 | 52 | 58 | 80 | 30 | 28 | 20 | 27 | 16 | 1506 | |
| 8 | Spl & Local laws | 39 | 106 | 31 | 97 | 1930 | 122 | 51 | 49 | 62 | 92 | 91 | 31 | 57 | 34 | 55 | 88 | 61 | 100 | 46 | 86 | 35 | 13 | 31 | 29 | 40 | 64 | 78 | 54 | 51 | 95 | 78 | 102 | 115 | 71 | 45 | 98 | 122 | 60 | 4409 | |
| 9a | RAPE | 0 | 1 | 0 | 2 | 11 | 3 | 0 | 0 | 1 | 0 | 2 | 0 | 2 | 0 | 0 | 0 | 3 | 0 | 1 | 1 | 0 | 0 | 1 | 1 | 1 | 0 | 0 | 3 | 1 | 0 | 1 | 0 | 2 | 0 | 2 | 5 | 2 | 1 | 47 | |
| 9b | DOWRY DEATHS | 0 | 0 | 0 | 0 | 2 | 0 | 1 | 0 | 0 | 0 | 0 | 0 | 1 | 0 | 0 | 1 | 0 | 0 | 1 | 0 | 0 | 0 | 0 | 1 | 0 | 1 | 0 | 0 | 2 | 0 | 0 | 0 | 0 | 0 | 0 | 0 | 3 | 0 | 13 | |
| 10 | POCSO | 4 | 2 | 3 | 9 | 30 | 5 | 4 | 9 | 14 | 8 | 9 | 5 | 12 | 5 | 3 | 8 | 3 | 3 | 0 | 6 | 0 | 1 | 3 | 2 | 1 | 12 | 4 | 4 | 12 | 4 | 4 | 14 | 18 | 8 | 3 | 7 | 5 | 5 | 249 | |
| 11 | SC ST & POA Act | 2 | 2 | 4 | 13 | 21 | 8 | 3 | 3 | 1 | 11 | 5 | 6 | 8 | 3 | 2 | 0 | 0 | 2 | 0 | 0 | 4 | 0 | 4 | 2 | 2 | 1 | 3 | 0 | 6 | 7 | 3 | 4 | 3 | 0 | 2 | 0 | 6 | 4 | 145 | |
| 12a | 107 Cr.P.C. | 25 | 19 | 15 | 58 | 56 | 16 | 51 | 23 | 9 | 33 | 7 | 66 | 16 | 31 | 29 | 68 | 17 | 9 | 3 | 23 | 13 | 0 | 9 | 19 | 34 | 14 | 93 | 40 | 106 | 17 | 13 | 25 | 29 | 11 | 23 | 114 | 82 | 58 | 1274 | |
| 12b | 109 Cr.P.C. | 8 | 1 | 2 | 7 | 11 | 4 | 5 | 2 | 1 | 4 | 3 | 1 | 0 | 4 | 2 | 4 | 1 | 2 | 0 | 2 | 8 | 18 | 0 | 0 | 3 | 0 | 0 | 2 | 3 | 2 | 1 | 3 | 5 | 1 | 4 | 6 | 4 | 2 | 126 | |
| 12c | 110 Cr.P.C. | 14 | 0 | 1 | 10 | 50 | 1 | 9 | 0 | 0 | 1 | 0 | 0 | 0 | 6 | 5 | 1 | 0 | 6 | 4 | 1 | 4 | 1 | 0 | 5 | 2 | 0 | 11 | 4 | 2 | 2 | 0 | 0 | 0 | 0 | 2 | 9 | 9 | 5 | 165 | |
| 13 | CYBER CRIME | 1 | 7 | 5 | 3 | 1240 | 64 | 0 | 0 | 16 | 3 | 2 | 9 | 6 | 4 | 3 | 6 | 10 | 49 | 5 | 0 | 1 | 0 | 7 | 1 | 2 | 4 | 41 | 24 | 0 | 4 | 14 | 2 | 5 | 19 | 2 | 4 | 7 | 0 | 1570 | |
| 14a | Cr. Br. of Trust | 0 | 0 | 0 | 0 | 13 | 1 | 0 | 0 | 0 | 0 | 0 | 0 | 2 | 0 | 0 | 0 | 0 | 2 | 0 | 0 | 0 | 0 | 0 | 0 | 0 | 0 | 0 | 1 | 1 | 0 | 1 | 0 | 0 | 0 | 1 | 0 | 0 | 0 | 22 | |
| 14b | CHEATING | 1 | 4 | 3 | 4 | 184 | 17 | 7 | 1 | 7 | 3 | 3 | 4 | 2 | 1 | 2 | 12 | 1 | 3 | 4 | 1 | 5 | 0 | 4 | 0 | 1 | 7 | 5 | 7 | 8 | 1 | 9 | 10 | 10 | 6 | 1 | 3 | 1 | 2 | 344 | |
| 14c | COUNTERFEITING | 0 | 0 | 0 | 0 | 4 | 0 | 1 | 0 | 0 | 0 | 0 | 0 | 0 | 0 | 0 | 0 | 0 | 0 | 0 | 0 | 0 | 0 | 0 | 0 | 0 | 0 | 0 | 0 | 0 | 0 | 0 | 0 | 0 | 0 | 0 | 0 | 0 | 0 | 5 | |
| 15 | KMMC | 0 | 0 | 0 | 0 | 0 | 0 | 0 | 0 | 0 | 0 | 0 | 0 | 0 | 0 | 0 | 0 | 0 | 0 | 0 | 0 | 0 | 0 | 0 | 0 | 0 | 0 | 0 | 0 | 0 | 0 | 0 | 0 | 0 | 0 | 0 | 0 | 0 | 0 | 0 | 0 |
| 15a | MMDR | 0 | 0 | 0 | 0 | 0 | 0 | 0 | 1 | 0 | 0 | 0 | 0 | 0 | 0 | 0 | 0 | 0 | 0 | 0 | 2 | 0 | 0 | 0 | 0 | 0 | 0 | 0 | 0 | 0 | 0 | 0 | 0 | 4 | 0 | 0 | 0 | 0 | 0 | 7 | |
| 16 | Motor vehicles Theft Cases | 7 | 11 | 13 | 24 | 426 | 60 | 11 | 2 | 5 | 6 | 21 | 4 | 41 | 1 | 5 | 15 | 20 | 9 | 3 | 4 | 23 | 1 | 0 | 15 | 6 | 26 | 9 | 29 | 17 | 10 | 20 | 15 | 35 | 3 | 7 | 6 | 15 | 10 | 935 | |
| 17 | NDPS Cases | 0 | 1 | 0 | 2 | 346 | 4 | 2 | 0 | 0 | 9 | 0 | 0 | 0 | 0 | 0 | 7 | 0 | 3 | 1 | 0 | 1 | 8 | 4 | 2 | 0 | 3 | 20 | 4 | 0 | 0 | 5 | 6 | 4 | 10 | 0 | 0 | 0 | 0 | 442 | |

CRIME REVIEW FOR THE MONTH OF MAY - 2023 (As on 06/06/2023)

| Sl. No. | Heads of Crime | During the current year upto the end of month under review | During the corresponding month of previous year | During the previous month | During the current month |
|---------|---|--|---|---------------------------|--------------------------|
| | A - IPC Crime | | | | |
| 1 | Murder (Sec.302/303 IPC) | | | | |
| | For gain | 10 | 4 | 2 | 2 |
| | Over Property Dispute | 7 | 6 | 1 | 4 |
| | Due to Personal Vendetta or enmity | 13 | 2 | 4 | 3 |
| | Due to Sexual jealousy | 8 | 1 | 1 | 2 |
| | For dowry by burning | 0 | 0 | 0 | 0 |
| | For dowry by other means | 5 | 2 | 1 | 2 |
| | Due to Communalism | 0 | 0 | 0 | 0 |
| | Due to Casteism | 1 | 0 | 0 | 0 |
| | Witch Craft (Sorcery) | 0 | 0 | 0 | 0 |
| | For Human Sacrifice | 0 | 0 | 0 | 0 |
| | Due to Terrorism/Naxalism / Extremism | 0 | 0 | 0 | 0 |
| | For Political Reasons | 0 | 0 | 0 | 0 |
| | Due to Adultery | 13 | 2 | 2 | 2 |
| | Civil Disputes | 23 | 10 | 0 | 7 |
| | Electoral Gain | 0 | 0 | 0 | 0 |
| | Gang Rivalry | 1 | 0 | 0 | 0 |
| | Love Intrigue | 5 | 1 | 1 | 0 |
| | Professional | 0 | 0 | 0 | 0 |
| | Psychopathic/Serial Killer/Lunacy | 0 | 0 | 0 | 0 |
| | Rape with Murder | 7 | 0 | 1 | 3 |
| | Revenge/Enmity | 17 | 3 | 4 | 2 |
| | Sudden Quarrel | 51 | 5 | 15 | 3 |
| | Village Dispute | 0 | 0 | 0 | 0 |
| | Custodial | 0 | 0 | 0 | 0 |
| | Due to Other Causes | 386 | 93 | 70 | 74 |
| | Sub Total | 547 | 129 | 102 | 104 |
| 2 | ATTEMPT TO MURDER (Sec. 307 IPC) | | | | |
| | For Gain | 10 | 2 | 0 | 3 |
| | Over Property Dispute | 36 | 10 | 1 | 4 |
| | Due to Personal Vendetta or enmity | 47 | 9 | 7 | 6 |
| | Due to Sexual jealousy | 11 | 2 | 4 | 2 |
| | For Dowry other Means | 22 | 5 | 2 | 7 |
| | Dowry By Burning | 0 | 0 | 0 | 0 |
| | Due to Communalism | 5 | 0 | 0 | 0 |
| | Due to Casteism | 3 | 0 | 0 | 1 |
| | Witch Craft (Sorcery) | 0 | 0 | 0 | 0 |
| | For Human Sacrifice | 0 | 0 | 0 | 0 |
| | Terrorism /Naxalism / Extremism | 0 | 0 | 0 | 0 |
| | For Political Reasons | 16 | 5 | 0 | 13 |
| | Adultery | 5 | 0 | 2 | 3 |
| | Electoral Gain | 0 | 0 | 0 | 0 |
| | Gang Rivalry | 1 | 0 | 0 | 0 |
| | Love Intrigue | 11 | 1 | 2 | 3 |
| | Professional | 3 | 0 | 0 | 0 |
| | Rape | 0 | 0 | 0 | 0 |
| | Revenge/Enmity | 89 | 17 | 12 | 11 |
| | Sudden Quarrel | 103 | 21 | 15 | 19 |
| | Village Dispute | 2 | 0 | 0 | 1 |
| | Due to Other Causes | 656 | 167 | 115 | 147 |
| | Civil Disputes | 119 | 38 | 23 | 18 |
| | Sub Total | 1139 | 277 | 183 | 238 |

| Sl. No. | Heads of Crime | During the current year upto the end of month under review | During the corresponding month of previous year | During the previous month | During the current month |
|---------|--|--|---|---------------------------|--------------------------|
| 3 | CULPABLE HOMICIDE NOT AMOUNTING TO MURDER (Sec.304 IPC) | | | | |
| | For Gain | 0 | 0 | 0 | 0 |
| | Over Civil Dispute | 0 | 1 | 0 | 0 |
| | Due to Personal Vendetta or enmity | 0 | 0 | 0 | 0 |
| | Due to Sexual jealousy | 0 | 0 | 0 | 0 |
| | For Dowry | 0 | 0 | 0 | 0 |
| | Due to Communalism | 0 | 0 | 0 | 0 |
| | Due to Casteism | 0 | 0 | 0 | 0 |
| | Witch Craft (Sorcery) | 0 | 0 | 0 | 0 |
| | For Human Sacrifice | 0 | 0 | 0 | 0 |
| | Terrorism /Naxalism / Extremism | 0 | 0 | 0 | 0 |
| | For Political Reasons | 0 | 0 | 0 | 0 |
| | Adultery | 0 | 0 | 0 | 0 |
| | Property Disputes | 0 | 0 | 0 | 0 |
| | Electoral Gain | 0 | 1 | 0 | 0 |
| | Gang Rivalry | 0 | 0 | 0 | 0 |
| | Love Intrigue | 0 | 0 | 0 | 0 |
| | Professional | 0 | 0 | 0 | 0 |
| | Sudden Quarrel | 1 | 0 | 0 | 0 |
| | Due to Other Causes | 21 | 7 | 4 | 3 |
| | Sub Total | 22 | 9 | 4 | 3 |
| 4 | ATTEMPT TO CULPABLE HOMICIDE NOT AMOUNTING TO MURDER (Sec. 308 IPC) | | | | |
| | For Gain | 0 | 0 | 0 | 0 |
| | Over Civil Dispute | 0 | 0 | 0 | 0 |
| | Due to Personal Vendetta or enmity | 0 | 0 | 0 | 0 |
| | Due to Sexual jealousy | 0 | 0 | 0 | 0 |
| | For Dowry | 0 | 0 | 0 | 0 |
| | Due to Communalism | 0 | 0 | 0 | 0 |
| | Due to Casteism | 0 | 0 | 0 | 0 |
| | Witch Craft (Sorcery) | 0 | 0 | 0 | 0 |
| | For Human Sacrifice | 0 | 0 | 0 | 0 |
| | Terrorism /Naxalism / Extremism | 0 | 0 | 0 | 0 |
| | For Political Reasons | 3 | 0 | 0 | 3 |
| | Due to Other Causes | 11 | 1 | 1 | 1 |
| | Adultery | 0 | 0 | 0 | 0 |
| | Property Disputes | 1 | 0 | 0 | 0 |
| | Electoral Gain | 0 | 0 | 0 | 0 |
| | Gang Rivalry | 0 | 0 | 0 | 0 |
| | Love Intrigue | 0 | 0 | 0 | 0 |
| | Professional | 0 | 0 | 0 | 0 |
| | Sudden Quarrel | 1 | 1 | 0 | 0 |
| | Sub Total | 16 | 2 | 1 | 4 |
| 5 | RAPE (Sec.376, 376(A) to 376 (D) IPC) | | | | |
| | Custodial Rape | 0 | 0 | 0 | 0 |
| | Attempt to Commit | 6 | 1 | 0 | 1 |
| | By a Gang | 2 | 0 | 0 | 0 |
| | By Parents | 0 | 0 | 0 | 0 |
| | By Hospital Staff | 0 | 0 | 0 | 0 |
| | By Husband During SepARATION | 4 | 0 | 1 | 1 |
| | By Neighbours | 12 | 5 | 2 | 2 |
| | By Relatives | 18 | 5 | 6 | 6 |
| | In Jail Custody | 0 | 0 | 0 | 0 |
| | In Remand Home | 0 | 0 | 0 | 0 |
| | InCest | 0 | 0 | 0 | 0 |
| | Known Person | 134 | 30 | 29 | 24 |
| | Unknown Person | 5 | 0 | 0 | 2 |
| | Due to Other Causes | 44 | 3 | 8 | 11 |
| | On Minor | 0 | 0 | 0 | 0 |

| Sl. No. | Heads of Crime | During the current year upto the end of month under review | During the corresponding month of previous year | During the previous month | During the current month |
|---------|--|--|---|---------------------------|--------------------------|
| | Sub Total | 225 | 44 | 46 | 47 |
| 6 | KIDNAPPING AND ABDUCTION (Sec.360, 361, 363 to 369 IPC) | | | | |
| | Missing - Boy | 316 | 48 | 58 | 69 |
| | Missing - Girl | 896 | 165 | 183 | 243 |
| | For Ransom - of Children | 4 | 0 | 1 | 1 |
| | For Ransom - of Children for Begging | 0 | 0 | 0 | 0 |
| | For Ransom - of Women | 1 | 0 | 1 | 0 |
| | For Ransom - of Girls for Immoral Purpose | 1 | 0 | 0 | 1 |
| | For Ransom - of Others | 16 | 8 | 1 | 5 |
| | Procuration of Minor Girls - For Prostitution | 0 | 0 | 0 | 0 |
| | Procuration of Minor Girls - Importring of Girl | 1 | 0 | 1 | 0 |
| | Procuration of Minor Girls - For other Purpose | 5 | 1 | 0 | 2 |
| | Espionage | 0 | 0 | 0 | 0 |
| | Intent to Steal From Child | 0 | 0 | 0 | 0 |
| | Murder (Homicide) | 0 | 1 | 0 | 0 |
| | Obtain Signature Forcibly | 0 | 0 | 0 | 0 |
| | Recovering Loan | 0 | 0 | 0 | 0 |
| | Settling any Disputes | 4 | 1 | 0 | 2 |
| | Unnatural Lust / Illicit Intercourse | 0 | 0 | 0 | 0 |
| | Wrongful Confinement | 2 | 0 | 1 | 0 |
| | For Exporting | 0 | 0 | 0 | 0 |
| | From Lawful Guardianship | 1 | 1 | 0 | 0 |
| | For Camel Racing Etc. | 0 | 0 | 0 | 0 |
| | To Compel For Marriage | 10 | 2 | 1 | 5 |
| | For Slavery | 0 | 0 | 0 | 0 |
| | For Stealing From its Person | 0 | 0 | 0 | 0 |
| | Others | 220 | 56 | 33 | 61 |
| | Sub Total | 1477 | 283 | 280 | 389 |
| 7 | DACOITY (Sec. 395 to 398 IPC) | | | | |
| | At ATM | 0 | 0 | 0 | 0 |
| | At Residential Premises | 13 | 7 | 0 | 5 |
| | On Highways | 11 | 2 | 1 | 0 |
| | In Trains | 0 | 0 | 0 | 0 |
| | At Banks | 0 | 0 | 0 | 0 |
| | At Commercial Places / Establishments | 3 | 0 | 0 | 1 |
| | On Other Roads | 22 | 6 | 2 | 2 |
| | In Other Places | 23 | 7 | 8 | 3 |
| | River & Sea | 0 | 0 | 0 | 0 |
| | Sub Total | 72 | 22 | 11 | 11 |
| 7a | Preparation And Assembly for Dacoity | 53 | 35 | 5 | 9 |
| 8 | Robbery (Sec.392 to 394 IPC) | | | | |
| | At ATM | 0 | 0 | 0 | 0 |
| | At Residential Premises | 76 | 10 | 14 | 19 |
| | On Highways | 33 | 12 | 4 | 7 |
| | In Trains | 0 | 2 | 0 | 0 |
| | At Banks | 1 | 0 | 0 | 0 |
| | At Commercial Places / Establishments | 31 | 4 | 4 | 7 |
| | In Other Places | 252 | 50 | 49 | 59 |
| | Chain Snatching | 255 | 60 | 41 | 55 |
| | Attempt to Commit | 26 | 5 | 3 | 6 |
| | Sub Total | 674 | 143 | 115 | 153 |
| 9 | BURGLARY - NIGHT (Sec. 380 IPC R/W 453 TO 460, 462 IPC) | | | | |
| | At Residential Premises | 1052 | 224 | 167 | 263 |
| | On Highways | 0 | 1 | 0 | 0 |
| | In Trains | 0 | 0 | 0 | 0 |
| | At Banks | 17 | 3 | 4 | 2 |
| | At Commercial Places / Establishments | 276 | 68 | 40 | 55 |
| | In Other Places | 232 | 68 | 36 | 45 |
| | Temple Theft | 132 | 25 | 22 | 26 |
| | Sub Total | 1709 | 389 | 269 | 391 |

| Sl. No. | Heads of Crime | During the current year upto the end of month under review | During the corresponding month of previous year | During the previous month | During the current month |
|---------|---|--|---|---------------------------|--------------------------|
| 10 | BURGLARY - DAY (Sec. 380 IPC R/W 453 TO 460, 462 IPC) | | | | |
| | At Residential Premises | 336 | 74 | 59 | 73 |
| | On Highways | 1 | 0 | 0 | 0 |
| | In Trains | 0 | 0 | 0 | 0 |
| | At Banks | 0 | 0 | 0 | 0 |
| | At Commercial Places / Establishments | 18 | 3 | 6 | 2 |
| | In Other Places | 18 | 5 | 3 | 4 |
| | Temple Theft | 13 | 1 | 2 | 2 |
| | Sub Total | 386 | 83 | 70 | 81 |
| | Total Burglary (Burglary Day + Burglary Night) | 2095 | 472 | 339 | 472 |
| 11 | THEFT (Sec.379 to 389 IPC) | | | | |
| | Of sand | 423 | 114 | 87 | 86 |
| | Attempt to commit | 15 | 5 | 1 | 2 |
| | At ATM | 3 | 0 | 1 | 0 |
| | Of Automobiles - Of Tractors | 61 | 6 | 16 | 11 |
| | Communication And Elec. Wire | 87 | 21 | 8 | 12 |
| | Of Cattle | 117 | 39 | 14 | 26 |
| | Of Cycle | 36 | 20 | 7 | 2 |
| | Of Automobiles - Of Lorries/Trucks | 52 | 17 | 10 | 8 |
| | Of Automobiles - Of Buses | 4 | 1 | 0 | 0 |
| | Of Automobiles - Of Cars / Jeeps | 89 | 31 | 14 | 16 |
| | Of Automobiles - Of Two Wheelers | 4185 | 979 | 827 | 887 |
| | Of Automobies - of Three Wheelers | 91 | 19 | 11 | 13 |
| | Of Accessories of Motor Vehicle | 84 | 29 | 24 | 9 |
| | Govt. Vehicle | 0 | 0 | 0 | 0 |
| | Electronic Goods (Radio, TV, VCR, Acs, Office Automation Equipments) | 569 | 145 | 100 | 119 |
| | Of Fire Arms | 4 | 0 | 4 | 0 |
| | Of Explosives | 1 | 0 | 0 | 0 |
| | Of Cultural - Idols | 1 | 0 | 1 | 0 |
| | Of Cultural - Painting | 1 | 0 | 0 | 0 |
| | Of Cultrual - Others | 89 | 20 | 9 | 15 |
| | Cash | 230 | 42 | 38 | 68 |
| | Jewellery | 504 | 96 | 93 | 108 |
| | Other Items Not Included Above | 599 | 140 | 95 | 96 |
| | In Running Train | 29 | 3 | 12 | 5 |
| | Extortion | 72 | 13 | 11 | 16 |
| | House Theft | 714 | 107 | 142 | 198 |
| | Servant Theft | 142 | 27 | 29 | 26 |
| | Sub Total | 8202 | 1874 | 1554 | 1723 |
| 12 | RIOTS (Sec.141 to 153 IPC) | | | | |
| | Land Dispute | 431 | 99 | 79 | 84 |
| | Employee - Govt. | 1 | 0 | 0 | 1 |
| | Labour - Private Sector | 2 | 0 | 0 | 0 |
| | Labour - Public Sector | 1 | 0 | 0 | 0 |
| | Linguistic | 2 | 0 | 1 | 0 |
| | Political | 60 | 1 | 12 | 39 |
| | Regional | 2 | 1 | 0 | 1 |
| | Sectarian | 0 | 0 | 0 | 0 |
| | Students | 1 | 0 | 0 | 0 |
| | Tribal | 1 | 0 | 1 | 0 |
| | Due to Village Disputes | 8 | 3 | 2 | 2 |
| | Communal | 0 | 2 | 0 | 0 |
| | Industrial | 2 | 1 | 0 | 0 |
| | Caste | 4 | 1 | 1 | 0 |
| | Agrarian | 2 | 0 | 1 | 0 |
| | Others | 1066 | 243 | 197 | 252 |
| | Sub Total | 1583 | 351 | 294 | 379 |
| 13 | OFFENCES AGAINST STATE (Sec. 121 to 130, except 124(A) IPC) | 0 | 0 | 0 | 0 |
| 14 | OFFENCES PROMOTING ENEMITY (Sec. 153(A), 154(B) & 505 IPC) | 30 | 4 | 7 | 16 |
| 15 | CRIMINAL BREACH OF TRUST | 176 | 30 | 38 | 22 |

| Sl. No. | Heads of Crime | During the current year upto the end of month under review | During the corresponding month of previous year | During the previous month | During the current month |
|---------|---|--|---|---------------------------|--------------------------|
| 16 | CHEATING (Sec.417 to 420 IPC) | 2321 | 492 | 426 | 344 |
| 17 | COUNTERFEITING (Sec. 231 to 263 (A), 489(A) to 489 (E) IPC) | | | | |
| | Stock Share, Debenture Certificate | 0 | 0 | 0 | 0 |
| | Usage of Counterfeit Stamp | 0 | 0 | 0 | 0 |
| | Of Coins (Sec 231 to 254 IPC) | 0 | 0 | 0 | 0 |
| | Of Stamps (Sec.255 to 263(A) IPC) | 0 | 0 | 0 | 0 |
| | Of Currency Notes And Bank Notes (Sec. 489 (A) to 489 (E) IPC) | 9 | 3 | 1 | 5 |
| | Of Others | 0 | 1 | 0 | 0 |
| | Sub Total | 9 | 4 | 1 | 5 |
| 18 | FORGERY (Sec. 465, 468, 471, 473, 476, 477 & 477(A) IPC | | | | |
| | Forgery | 136 | 31 | 32 | 35 |
| | Organised (Racket) | 0 | 0 | 0 | 0 |
| | Forgery of Passport | 0 | 1 | 0 | 0 |
| | Other Forgery | 55 | 15 | 6 | 13 |
| | Sub Total | 191 | 47 | 38 | 48 |
| 19 | CASES OF HURT (Sec. 323 to 335 IPC except 328, 332, 333) | | | | |
| | Acid Attack (326(a)) | 2 | 1 | 1 | 0 |
| | Attempt to Acid Attack (326(b)) | 1 | 0 | 0 | 1 |
| | Grievous Hurt | 508 | 100 | 105 | 117 |
| | Simple Hurt | 6330 | 1205 | 1246 | 1387 |
| | Custodial | 1 | 0 | 0 | 1 |
| | Sub Total | 6842 | 1306 | 1352 | 1506 |
| 20 | ADULTERATION (Sec. 272, 273 to 276 IPC) | | | | |
| | Attempt to Commit | 0 | 0 | 0 | 0 |
| | Alcoholic Drink (Liquor) | 1 | 0 | 1 | 0 |
| | Cement & Chemical/Fertiliser | 0 | 0 | 0 | 0 |
| | Cosmetics | 0 | 0 | 0 | 0 |
| | Diesel | 0 | 0 | 0 | 0 |
| | Drug/Medicine | 0 | 0 | 0 | 0 |
| | Edible Oil | 0 | 0 | 0 | 0 |
| | Food Grain | 0 | 0 | 0 | 0 |
| | Kerosene | 0 | 0 | 0 | 0 |
| | Life Saving Drug | 0 | 0 | 0 | 0 |
| | Mobile Oil | 0 | 0 | 0 | 0 |
| | Petrol | 0 | 0 | 0 | 0 |
| | Petroleum Product | 0 | 0 | 0 | 0 |
| | Soft Drinks | 0 | 0 | 0 | 0 |
| | Spices | 0 | 0 | 0 | 0 |
| | Others | 5 | 0 | 0 | 0 |
| | Sub Total | 6 | 0 | 1 | 0 |
| 21 | AFFRAY (Sec. 160 IPC) | 187 | 28 | 30 | 55 |
| 22 | ARSON (Sec. 435, 436, 438 IPC) | | | | |
| | Agricultural Produce | 37 | 1 | 5 | 1 |
| | Attempt to Commit | 1 | 0 | 0 | 0 |
| | Boat / Ship | 0 | 0 | 0 | 0 |
| | Dwelling House | 11 | 2 | 0 | 4 |
| | Educational Institution | 0 | 1 | 0 | 0 |
| | Govt. Property | 3 | 0 | 2 | 0 |
| | Industrial Establishment | 1 | 0 | 0 | 0 |
| | Place of worship | 1 | 0 | 0 | 0 |
| | Public Place | 5 | 3 | 0 | 2 |
| | Railway Property | 0 | 0 | 0 | 0 |
| | Vital Installation | 0 | 0 | 0 | 0 |
| | Warehouse (Godown) | 2 | 0 | 0 | 0 |
| | Others | 63 | 12 | 14 | 12 |
| | Sub Total | 124 | 19 | 21 | 19 |
| 23 | ASSAULT (Sec 356, 357 IPC) | | | | |
| | Attempt To Commit | 2 | 0 | 0 | 1 |
| | On Contractor | 0 | 0 | 0 | 0 |
| | On Domestic Servant | 0 | 0 | 0 | 0 |
| | On Labourer | 1 | 0 | 1 | 0 |
| | On Man (General) | 4 | 3 | 2 | 1 |
| | On Man (SC) | 0 | 0 | 0 | 0 |
| | On Man (ST) | 0 | 0 | 0 | 0 |
| | On Manager/Executive (Other Than Public Servant) | 0 | 0 | 0 | 0 |

| Sl. No. | Heads of Crime | During the current year upto the end of month under review | During the corresponding month of previous year | During the previous month | During the current month |
|---------|--|--|---|---------------------------|--------------------------|
| | On Member of Clergy (Christian, Budhist, Jain, Sikh) | 0 | 0 | 0 | 0 |
| | Member of Legislative Assembly / Council (MLA/MLC) | 0 | 0 | 0 | 0 |
| | On Member of Parliament (MP) | 0 | 0 | 0 | 0 |
| | On other Dignitaries /Public Figures | 2 | 0 | 0 | 0 |
| | On Press | 1 | 0 | 0 | 1 |
| | On Professional | 1 | 0 | 0 | 0 |
| | On Public Servant | 1 | 0 | 0 | 0 |
| | On Student | 0 | 0 | 0 | 0 |
| | On Teacher | 0 | 0 | 0 | 0 |
| | On Women (General) | 6 | 0 | 1 | 1 |
| | On Woman (SC) | 0 | 0 | 0 | 0 |
| | On Woman (ST) | 0 | 0 | 0 | 0 |
| | Sub Total | 18 | 3 | 4 | 4 |
| 24 | COMMUNAL / RELIGION (Sec. 295 to 297 IPC) | | | | |
| | Attempt to Commit | 1 | 1 | 0 | 0 |
| | Caste Issue | 5 | 1 | 1 | 2 |
| | Communal Issue | 10 | 5 | 3 | 4 |
| | Linguistic Issue | 1 | 0 | 1 | 0 |
| | Political Issue | 3 | 0 | 0 | 0 |
| | Racial/Ethnic Issue | 0 | 0 | 0 | 0 |
| | Regional Issue | 2 | 4 | 0 | 0 |
| | Religious Issue | 18 | 1 | 3 | 4 |
| | Sectarian Issue | 1 | 0 | 0 | 1 |
| | Others | 24 | 4 | 8 | 4 |
| | Sub Total | 65 | 16 | 16 | 15 |
| 25 | CRIMINAL CONSPIRACY (Sec. 120(B), 121(A) IPC) | | | | |
| | Conspiracy To Wage War | 1 | 0 | 0 | 0 |
| | Related to Substantive Offence | 1 | 0 | 0 | 0 |
| | Others | 11 | 3 | 0 | 1 |
| | Sub Total | 13 | 3 | 0 | 1 |
| 26 | CRIMINAL INTIMIDATION (Sec. 504 to 508 IPC) | 802 | 181 | 121 | 161 |
| 27 | CRIMINAL MISAPPROPRIATION (Sec. 403, 404 IPC) | | | | |
| | Attempt to Commit | 0 | 0 | 0 | 0 |
| | Bank | 0 | 0 | 0 | 0 |
| | Business Establishment | 0 | 0 | 0 | 0 |
| | Charitable Organisation | 0 | 0 | 0 | 0 |
| | Chitfund Organisation | 0 | 0 | 0 | 0 |
| | Co-operative Organisation | 0 | 0 | 0 | 0 |
| | Commercial Establishment/Shop | 0 | 0 | 0 | 0 |
| | Customs Department | 0 | 0 | 0 | 0 |
| | Excise Department | 0 | 0 | 0 | 0 |
| | Financial Institution | 0 | 1 | 0 | 0 |
| | Income Tax Department | 0 | 0 | 0 | 0 |
| | Other Government Organisation | 1 | 0 | 0 | 1 |
| | Postal Department | 0 | 0 | 0 | 0 |
| | Public Sector Undertakings | 0 | 0 | 0 | 0 |
| | Railway Department | 0 | 0 | 0 | 0 |
| | Revenue Department | 0 | 0 | 0 | 0 |
| | Sales Tax Department | 0 | 0 | 0 | 0 |
| | Social Organisation (Aided) (N) | 0 | 0 | 0 | 0 |
| | Transport Authority | 0 | 0 | 0 | 0 |
| | Trust - Other than religious | 0 | 0 | 0 | 0 |

| Sl. No. | Heads of Crime | During the current year upto the end of month under review | During the corresponding month of previous year | During the previous month | During the current month |
|---------|---|--|---|---------------------------|--------------------------|
| | Trust - Religious | 0 | 0 | 0 | 0 |
| | Others | 4 | 1 | 1 | 1 |
| | Sub Total | 5 | 2 | 1 | 2 |
| 28 | CRIMINAL TRESPASS (Sec.447 to 452 IPC) | | | | |
| | Attempt to Commit | 4 | 1 | 0 | 0 |
| | Club | 1 | 0 | 0 | 0 |
| | Hostel | 1 | 0 | 0 | 1 |
| | Hotel | 3 | 1 | 2 | 0 |
| | House | 209 | 55 | 43 | 42 |
| | Land | 439 | 92 | 74 | 102 |
| | Office | 26 | 1 | 5 | 3 |
| | Prohibited Places | 7 | 0 | 1 | 2 |
| | Religious Place | 6 | 1 | 0 | 1 |
| | Restricted Area | 7 | 4 | 0 | 1 |
| | Others | 84 | 18 | 23 | 11 |
| | Sub Total | 787 | 173 | 148 | 163 |
| 29 | CRUELTY BY HUSBAND (Sec. 498(A) IPC) | | | | |
| | Husband | 375 | 104 | 89 | 61 |
| | Husband And Relative(S) in Law | 499 | 115 | 101 | 97 |
| | Relative(S) in Law | 12 | 0 | 3 | 3 |
| | Dowry Harassment | 196 | 38 | 39 | 40 |
| | Prevention of Gaming | 0 | 0 | 0 | 0 |
| | Sub Total | 1082 | 257 | 232 | 201 |
| 30 | DOWRY DEATHS (Sec.304(B) IPC) | | | | |
| | By Husband | 4 | 3 | 1 | 0 |
| | By Husband And Relatives In Law | 24 | 7 | 4 | 4 |
| | By Relatives in Law | 0 | 0 | 0 | 0 |
| | By Burning | 1 | 0 | 0 | 0 |
| | By Hanging | 26 | 4 | 6 | 8 |
| | By Other Means | 2 | 0 | 0 | 1 |
| | Sub Total | 57 | 14 | 11 | 13 |
| 31 | DEATHS DUE TO RASHNESS/NEGLIGENCE (Sec.304(A) IPC) | | | | |
| | Electrocution | 9 | 2 | 3 | 4 |
| | Adulterated Food/Drug | 0 | 0 | 0 | 0 |
| | Accident by Air | 1 | 0 | 0 | 0 |
| | Boat Accident | 0 | 0 | 0 | 0 |
| | Bridge/Dam Collapse | 0 | 0 | 0 | 0 |
| | Building Collapse | 3 | 0 | 0 | 1 |
| | Caused By Animal | 1 | 0 | 0 | 0 |
| | Death Due to Other Cause | 32 | 9 | 9 | 5 |
| | Electrocution Accident | 27 | 7 | 2 | 10 |
| | Explosion Accident | 1 | 0 | 1 | 0 |
| | Fire accident | 0 | 1 | 0 | 0 |
| | Gas Leakage Accident | 1 | 0 | 0 | 0 |
| | Improper Infrastructure In Construction | 30 | 4 | 3 | 5 |
| | Improper Medical Treatment | 1 | 1 | 0 | 0 |
| | In Custody of Public Servant | 0 | 0 | 0 | 0 |
| | In Jail/Judicial Custody | 0 | 0 | 0 | 0 |
| | In Police Custody | 0 | 0 | 0 | 0 |
| | Industrial Accident (Factory) | 1 | 2 | 0 | 1 |
| | Inflammable Substance | 0 | 0 | 0 | 0 |
| | Mine Accident | 0 | 0 | 0 | 0 |
| | Poisonous Substance | 0 | 0 | 0 | 0 |
| | Quarry Accident | 0 | 0 | 0 | 0 |
| | Spurious Liquor (Hooch) Accident | 0 | 0 | 0 | 0 |
| | Railway Accident | 0 | 0 | 0 | 0 |
| | Others | 35 | 7 | 11 | 10 |
| | Sub Total | 142 | 33 | 29 | 36 |
| 32 | MOTOR VEHICLE ACCIDENTS FATAL (Sec.304(A) IPC) | | | | |
| | National Highways | 1633 | 377 | 319 | 363 |
| | State Highways | 1353 | 265 | 249 | 282 |
| | Other Roads | 1773 | 392 | 326 | 360 |
| | Other Places | 76 | 26 | 13 | 21 |
| | Sub Total | 4835 | 1060 | 907 | 1026 |

| Sl. No. | Heads of Crime | During the current year upto the end of month under review | During the corresponding month of previous year | During the previous month | During the current month |
|---------|---|--|---|---------------------------|--------------------------|
| 33 | MOTOR VEHICLE ACCIDENTS NON-FATAL (Sec.279, 337, 338 IPC) | | | | |
| | National Highways | 4372 | 889 | 840 | 950 |
| | State Highways | 3149 | 615 | 588 | 659 |
| | Other Roads | 5548 | 1044 | 1002 | 1121 |
| | Other Places | 204 | 39 | 39 | 37 |
| | Sub Total | 13273 | 2587 | 2469 | 2767 |
| 34 | DEATHS-MISCARRIAGE (Sec.312, 313, 314 IPC) | | | | |
| | Child | 2 | 2 | 0 | 0 |
| | Woman | 0 | 0 | 0 | 0 |
| | Women and Child | 1 | 0 | 0 | 1 |
| | Sub Total | 3 | 2 | 0 | 1 |
| 35 | DEFENCE FORCES OFFENCES RELATING (also relating to desertion) (Sec.131 to 140, except 136 IPC) | | | | |
| | Air Force | 0 | 0 | 0 | 0 |
| | Army | 0 | 0 | 0 | 0 |
| | Navy | 0 | 0 | 0 | 0 |
| | Sub Total | 0 | 0 | 0 | 0 |
| 36 | ESCAPE FROM LAWFUL CUSTODY AND RESISTANCE (Sec.224, 225, 225(B) IPC) | | | | |
| | From Jail Custody | 3 | 3 | 0 | 1 |
| | From Police Custody | 12 | 0 | 2 | 4 |
| | Others | 8 | 1 | 1 | 0 |
| | Sub Total | 23 | 4 | 3 | 5 |
| 37 | IMPERSONATION (Sec.170, 171 IPC) | | | | |
| | Attempt to Commit | 2 | 0 | 0 | 0 |
| | Non-Uniformed Authority | 3 | 0 | 1 | 1 |
| | Uniformed Authority | 2 | 0 | 0 | 1 |
| | Sub Total | 7 | 0 | 1 | 2 |
| 38 | MISCHIEF (Sec.427 to 440 except 434, 435, 436, 438 IPC) | 170 | 33 | 33 | 30 |
| 39 | MOLESTATION (Sec.354 IPC) | | | | |
| | Attempt to Commit | 37 | 11 | 10 | 4 |
| | Private Place | 402 | 69 | 81 | 76 |
| | Public Conveyance | 5 | 0 | 1 | 1 |
| | Public Place | 839 | 160 | 175 | 169 |
| | Other Places | 1132 | 293 | 191 | 266 |
| | Sub Total | 2415 | 533 | 458 | 516 |
| 40 | POISONING-PROFESSIONAL (Sec. 328 IPC) | | | | |
| | Attempt to Commit | 4 | 1 | 1 | 1 |
| | Fatal | 0 | 0 | 0 | 0 |
| | Non Fatal | 3 | 0 | 1 | 0 |
| | Sub Total | 7 | 1 | 2 | 1 |
| 41 | PORNOGRAPHY (Sec.292 to 294 IPC) | | | | |
| | Advertisement | 0 | 0 | 0 | 0 |
| | Audio Tape | 0 | 0 | 0 | 0 |
| | Book | 0 | 0 | 0 | 0 |
| | Computer Software | 0 | 0 | 0 | 0 |
| | Figures | 0 | 0 | 0 | 0 |
| | Film (Blue) | 0 | 0 | 0 | 0 |
| | Painting | 0 | 0 | 0 | 0 |
| | Pamphlet | 0 | 0 | 0 | 0 |
| | Paper | 0 | 0 | 0 | 0 |
| | Photography | 0 | 0 | 0 | 0 |
| | Poster | 0 | 0 | 0 | 0 |
| | Video Film(Blue) | 1 | 0 | 0 | 0 |
| | Others | 8 | 2 | 6 | 1 |
| | Sub Total | 9 | 2 | 6 | 1 |
| 42 | PUBLIC JUSTICE (Sec.213 to 215 IPC) | 0 | 0 | 0 | 0 |
| 43 | PUBLIC NUISANCE (Sec.291 and 510 IPC) | 48 | 4 | 15 | 12 |

| Sl. No. | Heads of Crime | During the current year upto the end of month under review | During the corresponding month of previous year | During the previous month | During the current month |
|---------|---|--|---|---------------------------|--------------------------|
| 44 | PUBLIC SAFETY (Sec.269 to 271, 277, 283, 289 IPC) | 4657 | 128 | 1896 | 554 |
| 45 | OFFENCES AGAINST PUBLIC SERVANTS (Public servant is a victim) (Sec 182-188, 332, 333, 353 IPC) | | | | |
| | Attempt to Commit | 4 | 0 | 2 | 0 |
| | Defence Personnel | 2 | 0 | 0 | 1 |
| | Jail Personnel | 5 | 0 | 1 | 1 |
| | Judicial Official | 1 | 1 | 0 | 0 |
| | Minister | 0 | 0 | 0 | 0 |
| | MLA | 2 | 0 | 0 | 0 |
| | MP | 0 | 0 | 0 | 0 |
| | Nationalised Bank Personnel | 0 | 0 | 0 | 0 |
| | Other Elected Member | 3 | 0 | 2 | 0 |
| | Other Enforcement Official | 2 | 0 | 0 | 1 |
| | Other Govt. Official | 177 | 44 | 33 | 34 |
| | Para Military Personnel | 1 | 0 | 1 | 0 |
| | Police Personnel | 177 | 27 | 36 | 31 |
| | Public Sector Undertaking Official | 36 | 6 | 7 | 6 |
| | Sub Total | 410 | 78 | 82 | 74 |
| 46 | OFFENCES BY PUBLIC SERVANTS (EXCEPT CORRUPTION) (Public servant is accused) (Sec.128, 139, 167, 218, 221, 222 IPC) | | | | |
| | Defence Personnel | 0 | 0 | 0 | 0 |
| | Jail Personnel | 0 | 0 | 0 | 0 |
| | Judicial Official | 0 | 0 | 0 | 0 |
| | Minister | 0 | 0 | 0 | 0 |
| | MLA | 0 | 0 | 0 | 0 |
| | MP | 0 | 0 | 0 | 0 |
| | Nationalised Bank Personnel | 0 | 0 | 0 | 0 |
| | Other Elected Member | 0 | 0 | 0 | 0 |
| | Other Enforcement Official | 0 | 0 | 0 | 0 |
| | Other Govt. Official | 1 | 0 | 1 | 0 |
| | Para Military Personnel | 0 | 0 | 0 | 0 |
| | Police Personnel | 0 | 0 | 0 | 0 |
| | Public Sector Undertaking Official | 0 | 0 | 0 | 0 |
| | Others | 0 | 1 | 0 | 0 |
| | Sub Total | 1 | 1 | 1 | 0 |
| 47 | NEGLIGENT ACT (Sec.280 to 289, 336 to 338 except 283 IPC) | | | | |
| | Death Causeed By Electric Shock | 30 | 11 | 8 | 10 |
| | Animal -Related | 16 | 2 | 5 | 1 |
| | Boat/Vessel - Related | 0 | 0 | 0 | 0 |
| | Explosive/Explosive Substances - Related | 5 | 3 | 2 | 0 |
| | Inflammable Substance- Related | 5 | 1 | 0 | 2 |
| | Machinery - Related | 58 | 12 | 13 | 10 |
| | Poisonous Substance - Related | 6 | 1 | 0 | 2 |
| | Other - Related | 327 | 92 | 80 | 60 |
| | Human - Related | 144 | 38 | 34 | 30 |
| | Sub Total | 591 | 160 | 142 | 115 |
| 48 | RECEIVING OF STOLEN PROPERTY (Sec.411 to 414 IPC) | 1 | 0 | 0 | 1 |
| 49 | SEDITION (Sec. 124A IPC) | | | | |
| | Attempt to Commit | 0 | 0 | 0 | 0 |
| | By Foreigner | 0 | 0 | 0 | 0 |
| | By National | 0 | 0 | 0 | 0 |
| | By National And Foreigner | 0 | 0 | 0 | 0 |
| | Sub Total | 0 | 0 | 0 | 0 |

| Sl. No. | Heads of Crime | During the current year upto the end of month under review | During the corresponding month of previous year | During the previous month | During the current month |
|---------|---|--|---|---------------------------|--------------------------|
| 50 | INSULTING MODESTY OF WOMEN (EVE TEASING) (Sec.509 IPC) | | | | |
| | Attempt to Commit | 3 | 0 | 1 | 1 |
| | Office | 7 | 1 | 1 | 2 |
| | Public Conveyance | 2 | 0 | 0 | 0 |
| | Public Place | 14 | 2 | 3 | 2 |
| | Other Places | 20 | 1 | 3 | 6 |
| | Sub Total | 46 | 4 | 8 | 11 |
| 51 | SUICIDE (Sec.305, 306, 309 IPC) | | | | |
| | Dowry | 6 | 2 | 1 | 1 |
| | Abetment of Suicide | 109 | 25 | 28 | 16 |
| | Other Reasons | 138 | 23 | 16 | 27 |
| | Attempt to Commit suicide | 63 | 6 | 8 | 11 |
| | Sub Total | 316 | 56 | 53 | 55 |
| 52 | UNNATURAL SEX (Sec.377 IPC) | | | | |
| | Abetment | 0 | 0 | 0 | 0 |
| | Animal | 2 | 1 | 0 | 0 |
| | Attempt | 0 | 0 | 0 | 0 |
| | Major - Man | 3 | 0 | 1 | 0 |
| | Major - Woman | 0 | 0 | 0 | 0 |
| | Minor - Boy | 0 | 0 | 0 | 0 |
| | Minor - Girl | 0 | 0 | 0 | 0 |
| | Sub Total | 5 | 1 | 1 | 0 |
| 53 | WRONGFUL RESTRAINT/CONFINEMENT (Sec.341 to 348 IPC) | | | | |
| | Attempt to Commit | 7 | 1 | 2 | 1 |
| | To Extort Confession | 1 | 0 | 0 | 0 |
| | To Extort Property | 10 | 3 | 2 | 1 |
| | To settle Dispute | 9 | 1 | 1 | 2 |
| | Others | 154 | 40 | 39 | 28 |
| | Sub Total | 181 | 45 | 44 | 32 |
| 54 | INFANTICIDE (Sec.315, 316 IPC) | | | | |
| | Male | 0 | 0 | 0 | 0 |
| | Female | 0 | 0 | 0 | 0 |
| | Sub Total | 0 | 0 | 0 | 0 |
| 55 | OFFENCES RELATED TO MARRIAGE (Sec.493 to 498 IPC) | 20 | 2 | 2 | 5 |
| 56 | BUYING & SELLING MINOR FOR PROSTITUTION (Sec.372, 373 IPC) | 0 | 0 | 0 | 0 |
| 57 | DOCUMENTS & PROPERTY MARKS (Sec.483 to 489 IPC) | | | | |
| | Documents | 1 | 0 | 0 | 0 |
| | Property | 0 | 0 | 0 | 0 |
| | Sub Total | 1 | 0 | 0 | 0 |
| 58 | DEFAMATION (Sec.500 to 502 IPC) | | | | |
| | Persons | 2 | 0 | 1 | 0 |
| | Printed Matter | 1 | 0 | 0 | 1 |
| | Others | 1 | 0 | 1 | 0 |
| | Sub Total | 4 | 0 | 2 | 1 |
| 59 | ELECTION(Sec.171(E) to 171(1) IPC) | | | | |
| | Assembly | 1002 | 0 | 468 | 385 |
| | Parliament | 2 | 0 | 1 | 1 |
| | Other Elected Bodies | 30 | 1 | 18 | 6 |
| | Sub Total | 1034 | 1 | 487 | 392 |
| 60 | SLAVERY (Sec.370, 371, 374 IPC) | | | | |
| | Man | 0 | 0 | 0 | 0 |
| | Woman | 0 | 0 | 0 | 0 |
| | Boy | 0 | 0 | 0 | 0 |
| | Girl | 0 | 1 | 0 | 0 |
| | Sub Total | 0 | 1 | 0 | 0 |

| Sl. No. | Heads of Crime | During the current year upto the end of month under review | During the corresponding month of previous year | During the previous month | During the current month |
|---------|--|--|---|---------------------------|--------------------------|
| 61 | Attempting to commit offences (Sec.511 IPC) | | | | |
| | Attempting to commit offences | 62 | 25 | 15 | 9 |
| | Sub Total | 62 | 25 | 15 | 9 |
| 62 | ILLEGAL DETENTION (Sec.342 IPC) | 0 | 1 | 0 | 0 |
| 63 | FALSE EVIDENCE (Sec.191 to 205 IPC) | 10 | 1 | 0 | 0 |
| 64 | EXPOSURE AND ABANDONMENT OF CHILD (Sec.317 IPC) | | | | |
| | Boy | 11 | 3 | 3 | 1 |
| | Girl | 16 | 2 | 0 | 1 |
| | Sub Total | 27 | 5 | 3 | 2 |
| 65 | OF ABETMENT (Sec.107 to 120 IPC) | 2 | 1 | 0 | 1 |
| 66 | FAILURE TO APPEAR TO COURT (Sec.174, 229A IPC) | | | | |
| | 174 A | 32 | 5 | 7 | 1 |
| | 229 A | 98 | 28 | 22 | 2 |
| | Sub Total | 130 | 33 | 29 | 3 |
| 67 | Concealment of birth by secret disposal of Child | | | | |
| | Girl | 14 | 3 | 2 | 4 |
| | Boy | 13 | 7 | 1 | 2 |
| | Sub Total | 27 | 10 | 3 | 6 |
| 68 | ASSAULT OR USE OF CRIMINAL FORCE TO DISROBE WOMEN | 7 | 2 | 2 | 1 |
| 69 | Disobedience to Order Promulgated by Public/Servant | | | | |
| | By Others | 71 | 1 | 26 | 43 |
| | By Private Institution | 7 | 0 | 5 | 1 |
| | By Govt. Institution | 38 | 1 | 20 | 15 |
| | Sub Total | 116 | 2 | 51 | 59 |
| 70 | Human Trafficking | | | | |
| | Eunuch | 0 | 0 | 0 | 0 |
| | Men | 0 | 0 | 0 | 0 |
| | Boy | 1 | 1 | 1 | 0 |
| | Women | 4 | 0 | 1 | 0 |
| | Girl | 0 | 0 | 0 | 0 |
| | Sub Total | 5 | 1 | 2 | 0 |
| 71 | Aadhaar Act | | | | |
| | Impersonation | 0 | 0 | 0 | 0 |
| | Offence by Company | 0 | 0 | 0 | 0 |
| | Offence by individual | 0 | 0 | 0 | 0 |
| | Sub Total | 0 | 0 | 0 | 0 |
| 72 | Giving false information respecting an offence com | | | | |
| | Giving false information respecting an offence committed | 3 | 0 | 0 | 0 |
| | Sub Total | 3 | 0 | 0 | 0 |
| | Total Cognizable Crime Under IPC | 57408 | 11037 | 12127 | 11825 |
| | B - SPECIAL & LOCAL LAWS | | | | |
| 1 | ANTIQUES (CULTURAL PROPERTY) | | | | |
| | Antiques & Art Treasures Act 1972 | 1 | 1 | 0 | 0 |
| | Ancient Monument & Archaeological Sites And Remains Act 1958 | 2 | 0 | 0 | 0 |
| | Sub Total | 3 | 1 | 0 | 0 |
| 2 | ARMS ACT 1959 | | | | |
| | Country Made - Non Prohibited Bore - In Disturbed Area | 4 | 0 | 1 | 0 |
| | Country Made - Non Prohibited Bore - In Other Area | 49 | 4 | 12 | 10 |
| | Country Made - Prohibited Bore - In Disturbed Area | 3 | 2 | 0 | |
| | Country Made - Prohibited Bore - In Other Area | 24 | 9 | 8 | 6 |
| | Factory Made - Non Prohibited Bore - In Disturbed Area | 2 | 0 | 0 | 0 |
| | Factory Made - Non Prohibited Bore - In Other Area | 13 | 2 | 2 | 2 |
| | Factory Made - Prohibited Bore - In Disturbed Area | 0 | 1 | 0 | 0 |
| | Factory Made - Prohibited Bore - In Other Area | 16 | 5 | 2 | 1 |
| | Sub Total | 111 | 23 | 25 | 19 |

| Sl. No. | Heads of Crime | During the current year upto the end of month under review | During the corresponding month of previous year | During the previous month | During the current month |
|---------|---|--|---|---------------------------|--------------------------|
| 3 | ANIMAL | | | | |
| | The Karnataka Prevention of Slaughter and Preservation of Cattle Ordinance 2020 | 81 | 21 | 17 | 7 |
| | Wild Life Preservation Act 1972 | 0 | 0 | 0 | 0 |
| | Wild Life Protection Act 1972 | 2 | 0 | 1 | 0 |
| | Prevention of Cruelty to Animals Act 1960 | 66 | 13 | 19 | 11 |
| | Elephant (Preservation) Act 1879 | 0 | 0 | 0 | 0 |
| | Cattle Trespass Act 1871 | 0 | 1 | 0 | 0 |
| | Sub Total | 149 | 35 | 37 | 18 |

| Sl. No. | Heads of Crime | During the current year upto the end of month under review | During the corresponding month of previous year | During the previous month | During the current month |
|---------|--|--|---|---------------------------|--------------------------|
| 4 | CINEMATOGRAPHY ACT 1952 | | | | |
| | Films | 0 | 0 | 0 | 0 |
| | Video | 0 | 0 | 0 | 0 |
| | Sub Total | 0 | 0 | 0 | 0 |
| 5 | CONSUMER | | | | |
| | Liquified Petroleum Gas Supply & Control Order 2000 | 16 | 9 | 5 | 0 |
| | Consumer (Protection) Act 1986 | 4 | 0 | 1 | 0 |
| | Essential Commodities Act 1955 | 168 | 55 | 36 | 20 |
| | Prevention of Food Adulteration Act 1954 | 2 | 0 | 0 | 0 |
| | Packaged Commodities (Regulation) order 1975 | 0 | 0 | 0 | 0 |
| | Sub Total | 190 | 64 | 42 | 20 |
| 6 | COPY RIGHT ACT 1957 | | | | |
| | By Company | 57 | 10 | 11 | 7 |
| | By Individual | 24 | 5 | 1 | 2 |
| | Sub Total | 81 | 15 | 12 | 9 |
| 7 | CIVIL RIGHTS | | | | |
| | Protection of Civil Rights Act 1955 | 9 | 0 | 7 | 0 |
| | Sub Total | 9 | 0 | 7 | 0 |
| 8 | SCHEDULED CASTE AND THE SCHEDULED TRIBES | | | | |
| | Scheduled Caste | 440 | 97 | 81 | 86 |
| | Scheduled Tribes | 107 | 26 | 21 | 26 |
| | Scheduled Caste Women | 162 | 41 | 34 | 26 |
| | Scheduled Tribes Women | 46 | 11 | 9 | 7 |
| | Sub Total | 755 | 175 | 145 | 145 |
| 9 | CHILDREN ACT | | | | |
| | Child Labour (Prohibition & Regulation) Act 1986 | 50 | 6 | 25 | 20 |
| | Child Marriage (Restraint) Act - 1929 | 55 | 20 | 7 | 12 |
| | Juvenile Justice Act 1986 | 36 | 3 | 20 | 12 |
| | Probation of offenders Act 1958 | 1 | 0 | 0 | 0 |
| | Protection of Children from Sexual Offences Act 2012 (POCSO) | 0 | 0 | 0 | 0 |
| | Sub Total | 142 | 29 | 52 | 44 |
| 10 | PREVENTION OF CORRUPTION ACT 1988 | | | | |
| | Public Servant - Elected | 0 | 0 | 0 | 0 |
| | Public Servant - Gazetted - Central | 0 | 0 | 0 | 0 |
| | Public Servant - Gazetted - Defence | 0 | 0 | 0 | 0 |
| | Public Servant - Gazetted - Public Sector Undertaking | 0 | 0 | 0 | 0 |
| | Public Servant - Gazetted - State | 0 | 0 | 0 | 0 |
| | Public Servant - Non-Gazetted - Central | 0 | 0 | 0 | 0 |
| | Public Servant - Non-Gazetted - Defence | 0 | 0 | 0 | 0 |
| | Public Servant - Non-Gazetted - State | 0 | 0 | 0 | 0 |
| | Sub Total | 0 | 0 | 0 | 0 |
| 11 | CUSTOMS | | | | |
| | Customs Act 1962 | 0 | 0 | 0 | 0 |
| | Import/Export (Control) Act 1947 | 0 | 0 | 0 | 0 |
| | Sub Total | 0 | 0 | 0 | 0 |
| 12 | Explosives | | | | |
| | Explosives Substances Act 1908 | 11 | 2 | 2 | 3 |
| | Explosives Act 1884 | 7 | 3 | 5 | 0 |
| | Inflammable Substance Act 1952 | 0 | 0 | 0 | 0 |
| | Sub Total | 18 | 5 | 7 | 3 |
| 13 | FOREIGN EXCHANGE | | | | |
| | Smugglers and Foreign Exchange Manipulator Act 1976 | 0 | 0 | 0 | 0 |
| | Foreign Exchange Regulation Act 1973 | 0 | 0 | 0 | 0 |
| | Foreign Exchange Regulation Act 1952 | 0 | 0 | 0 | 0 |
| | Sub Total | 0 | 0 | 0 | 0 |
| 14 | FOREIGNER | | | | |
| | Foreigners Act 1946 | 7 | 9 | 3 | 0 |

| Sl. No. | Heads of Crime | During the current year upto the end of month under review | During the corresponding month of previous year | During the previous month | During the current month |
|---------|--|--|---|---------------------------|--------------------------|
| | Registration of Foreigners Act 1939 | 0 | 0 | 0 | 0 |
| | Sub Total | 7 | 9 | 3 | 0 |
| 15 | FOREST | | | | |
| | Indian Forest Act 1927 | 1 | 0 | 0 | 1 |
| | Forest (Conservation) Act 1980 | 7 | 1 | 0 | 0 |
| | Sub Total | 8 | 1 | 0 | 1 |
| 16 | HIJACKING | | | | |
| | Foreign Aircraft - In India | 0 | 0 | 0 | 0 |
| | Foreign Aircraft - Outside India | 0 | 0 | 0 | 0 |
| | Indian Aircraft - In India | 0 | 0 | 0 | 0 |
| | Indian Aircraft - Outside India | 0 | 0 | 0 | 0 |
| | Sub Total | 0 | 0 | 0 | 0 |
| 17 | IMMORAL TRAFFIC | | | | |
| | Organised | 55 | 15 | 8 | 15 |
| | Un-Organised | 36 | 9 | 11 | 7 |
| | Sub Total | 91 | 24 | 19 | 22 |
| 18 | BONDED LABOUR SYSTEM | 28 | 0 | 0 | 1 |
| 19 | INDIAN MOTOR VEHICLE | 2 | 0 | 0 | 1 |
| 20 | NARCOTIC DRUGS & PSYCHOTROPIC SUBSTANCES ACT | | | | |
| | Cultivated/Processed | 1342 | 301 | 245 | 293 |
| | Synthetic | 1033 | 272 | 225 | 149 |
| | Sub Total | 2375 | 573 | 470 | 442 |
| 21 | PASSPORT ACT | | | | |
| | Foreigner | 0 | 0 | 0 | 0 |
| | Indian | 5 | 0 | 1 | 3 |
| | Sub Total | 5 | 0 | 1 | 3 |
| 22 | REPRESENTATIVE OF PEOPLE ACT 1951 & 1988 | | | | |
| | Assembly | 311 | 0 | 132 | 170 |
| | Parliament | 0 | 0 | 0 | 0 |
| | Other Elected Bodies | 17 | 2 | 7 | 9 |
| | Sub Total | 328 | 2 | 139 | 179 |
| 23 | KARNATAKA POLICE ACT 1963 | | | | |
| | Gambling - Matka (78 Class C) | 1961 | 575 | 267 | 314 |
| | Street Gambling (87) | 2177 | 473 | 359 | 262 |
| | House Gambling (79 & 80) | 73 | 14 | 17 | 8 |
| | Betting | 304 | 219 | 172 | 73 |
| | Others | 778 | 43 | 314 | 57 |
| | Sub Total | 5293 | 1324 | 1129 | 714 |
| 24 | PREVENTION OF DAMAGE TO PUBLIC PROPERTY ACT 1984 | 52 | 17 | 10 | 10 |
| 25 | POST & TELEGRAPH, TELEGRAPH WIRES (UNLAWFUL POSSESSION) ACT 1980 | 7 | 0 | 0 | 3 |
| 26 | OFFICIAL SECURITY RELATED ACTS | | | | |
| | Official Secrets Act 1923 | 0 | 0 | 0 | 0 |
| | Essential Services Maintenance Act 1981 | 0 | 0 | 0 | 0 |
| | Sub Total | 0 | 0 | 0 | 0 |
| 27 | PREVENTION OF TERRORISM ACT (POTA) | 0 | 0 | 0 | 0 |
| 28 | RAILWAYS ACT | | | | |
| | Indian Railways Act 1989 | 2 | 0 | 0 | 0 |
| | Railway Property (Unlawful Possession) Act 1966 | 0 | 0 | 0 | 0 |
| | Sub Total | 2 | 0 | 0 | 0 |
| 29 | UNLAWFUL ACTIVITIES (Prevention) Act 1967 | 0 | 0 | 0 | 0 |
| 30 | CRIMES RELATED TO WOMEN | | | | |
| | Dowry Prohibition | 767 | 197 | 156 | 135 |
| | Commission of SATI (Prevention) Act 1987 | 0 | 0 | 0 | 0 |
| | Indecent Representation of Women (Prohibition) Act 1986 | 0 | 0 | 0 | 0 |
| | Sub Total | 767 | 197 | 156 | 135 |
| 31 | INDIAN LUNACY ACT | 0 | 0 | 0 | 0 |

| Sl. No. | Heads of Crime | During the current year upto the end of month under review | During the corresponding month of previous year | During the previous month | During the current month |
|---------|---|--|---|---------------------------|--------------------------|
| 32 | INDIAN ELECTRICITY ACT | 11 | 1 | 2 | 0 |
| 33 | COTPA, CIGARETTES AND OTHER TOBACCO PRODUCTS | 149 | 36 | 26 | 36 |
| 34 | KARNATAKA STATE LOCAL ACTS | | | | |
| | Karnataka Epidemic Diseases Act 2020 | 1 | 0 | 0 | 0 |
| | Banning of Unregulated Deposit Schemes Act | 0 | 0 | 0 | 0 |
| | The Karnataka Prevention of Dangerous Activities of Bootleggers, Drug-offenders, Gamblers, Goonda Act | 0 | 0 | 0 | 0 |
| | Karnataka Cow Slaughters Act | 100 | 36 | 17 | 7 |
| | Motor Spirit and High Speed Diesel (Regulation of supply, Distribution and Prevention of Malpractice | 0 | 0 | 0 | 0 |
| | Karnataka Prevention of Slaughter and Preservation of Cattle Act 2020 | 89 | 24 | 21 | 10 |
| | Disaster Management Act 2005 | 2 | 0 | 0 | 2 |
| | Karnataka Excise Act 1965 | 5233 | 1880 | 1337 | 675 |
| | Karnataka Forest Act 1963 | 29 | 6 | 9 | 4 |
| | Karnataka Education Act 1983 As Amended Upto Date | 6 | 0 | 0 | 2 |
| | Karnataka Kerosene Restriction Unuse Act 1956 | 0 | 0 | 0 | 0 |
| | Karnataka University Act | 0 | 0 | 0 | 0 |
| | Karnataka Corruption Act | 0 | 0 | 0 | 0 |
| | Karnataka Medical Registration Act 1965 | 0 | 0 | 0 | 0 |
| | Karnataka Land & Revenue Act 1964 & 2007 | 9 | 0 | 2 | 0 |
| | Karnataka Kerosene Dealers License Order 1969 | 0 | 0 | 0 | 0 |
| | Karnataka Society Registration Act | 0 | 0 | 0 | 0 |
| | Karnataka Minor Mineral Consistent Rule 1994 | 19 | 9 | 6 | 0 |
| | Bangalore Development Authority Act | 0 | 0 | 0 | 0 |
| | Karnataka Prohibition of Beggery Act 1975 | 15 | 0 | 0 | 1 |
| | Karnataka Municipalities Act 1964 | 1 | 0 | 0 | 0 |
| | Karnataka Irrigation Act 1963 | 3 | 0 | 0 | 1 |
| | Karnataka Fire Force act 1964 | 0 | 1 | 0 | 0 |
| | Karnataka Consumer Protection Act 1986 | 0 | 0 | 0 | 0 |
| | Karnataka Lottery Act | 28 | 5 | 4 | 3 |
| | Karnataka Weight & Measurement Act | 0 | 0 | 0 | 0 |
| | Karnataka Agriculture Marketing Regulation Act | 0 | 0 | 0 | 0 |
| | Karnataka Revenue Act | 0 | 1 | 0 | 0 |
| | Karnataka Mining Act | 6 | 1 | 0 | 0 |
| | Karnataka Betting Tax Act | 0 | 0 | 0 | 0 |
| | Karnataka Panchayat Raj Act | 0 | 0 | 0 | 0 |
| | Karnataka Open Place Disfigurement Act 1951 | 268 | 2 | 67 | 39 |
| | Karnataka Right To Information Act 2000 & 2008 | 0 | 0 | 0 | 0 |
| | Karnataka Urban Development Act 1987 | 0 | 0 | 0 | 0 |
| | Karnataka Town & City Planning Act 1961 | 0 | 0 | 0 | 0 |
| | Karnataka Race Betting Act | 0 | 0 | 0 | 0 |
| | Karnataka Devadasi's (Prohibition Of Dedication) Act 1982 | 1 | 1 | 0 | 0 |
| | Cooperative Society Act | 1 | 0 | 0 | 1 |
| | Karnataka Entertainment Tax Act 1958 | 3 | 1 | 3 | 0 |
| | Karnataka Land Acquisition (Prohibition) Act 2007 | 1 | 0 | 0 | 0 |
| | Karnataka Money Lender Act 1961 | 2 | 0 | 0 | 1 |
| | Karnataka Stamp Act 1957 | 0 | 0 | 0 | 0 |
| | Karnataka Prisoners Act 1963 & 1974 | 21 | 2 | 3 | 0 |
| | Karnataka Private Medical Institution Act 2007 | 1 | 1 | 0 | 0 |
| | MMRD (Mines & Minerals Regulation Development) Act 1957 | 41 | 9 | 10 | 7 |
| | Karnataka Treasure Trove Act 1962 | 2 | 0 | 0 | 0 |
| | Karnataka Prohibition of Charging Exorbitant Interest Act 2004 | 5 | 1 | 1 | 2 |
| | Karnataka Ayurvedic And Unani Pract. Regis. & Medical Prac. Misc. Prov. Act | 0 | 0 | 0 | 0 |
| | Other Local Acts | 94 | 8 | 29 | 30 |
| | Sub Total | 5981 | 1988 | 1509 | 785 |

| Sl. No. | Heads of Crime | During the current year upto the end of month under review | During the corresponding month of previous year | During the previous month | During the current month |
|--------------------------------|--|--|---|---------------------------|--------------------------|
| 35 | CYBER CRIME | | | | |
| | Information Technology Act 2000, 2009 | 7588 | 914 | 1709 | 1570 |
| | Sub Total | 7588 | 914 | 1709 | 1570 |
| 36 | NATIONAL SECURITY ACT | 0 | 0 | 0 | 0 |
| 37 | POCSO | | | | |
| | Custodial Rape | 0 | 0 | 0 | 0 |
| | Gang Rape | 4 | 0 | 1 | 0 |
| | Rape with Murder | 1 | 0 | 1 | 0 |
| | Rape | 910 | 190 | 204 | 167 |
| | Others | 380 | 76 | 77 | 82 |
| | Sub Total | 1295 | 266 | 283 | 249 |
| | Total (Item 1 to 36) | 25447 | 5699 | 5783 | 4409 |
| C. CRIMES AGAINST WOMEN | | | | | |
| 1 | Rape (Sec. 376 IPC) | | | | |
| | 1.1 Custodial Rape | 0 | 0 | 0 | 0 |
| | 1.2 Gang Rape | 2 | 0 | 0 | 0 |
| | 1.3 other Cases of Rape | 223 | 44 | 46 | 47 |
| | Sub Total | 225 | 44 | 46 | 47 |
| 2 | Outraging modesty (Molestation) (sec.354 IPC) | 2415 | 533 | 458 | 516 |
| 3 | Kidnapping & Abduction of Women: (Sec.366 IPC) | 55 | 19 | 11 | 12 |
| 4 | Insulting modesty (Eve-Teasing) (Sec.294 & 509 IPC if victim is a woman) | 46 | 4 | 8 | 11 |
| 5 | Murder for Dowry - by burning (Sec.302 IPC) | 0 | 0 | 0 | 0 |
| 6 | Murder for Dowry - by other means (Sec.302 IPC) | 5 | 2 | 1 | 2 |
| 7 | Murder for other reasons | 167 | 45 | 33 | 29 |
| 8 | Attempt to Commit Murder for dowry by burning (Sec.307 IPC) | 0 | 0 | 0 | 0 |
| 9 | Attempt to Commit Murder for dowry by other means (Sec.307 IPC) | 22 | 5 | 2 | 7 |
| 10 | Attempt to Commit murder for other reasons | 313 | 87 | 51 | 61 |
| 11 | Dowry Death-by burning (Sec.304-B IPC) | 1 | 0 | 0 | 0 |
| 12 | Dowry Death-by other Means (Sec.304(B) IPC) | 56 | 14 | 11 | 13 |
| 13 | Cruelty by Husband or Relatives of Husband (Sec.498-A IPC) | 1082 | 257 | 232 | 201 |
| 14 | Abetment of Suicide (Sec.306 IPC) | 60 | 9 | 13 | 8 |
| 15 | Immoral Traffic (prevention) Act. | 91 | 24 | 19 | 22 |
| 16 | Indecent Representation of Women(Prohibition) Act-1986 | 0 | 0 | 0 | 0 |
| 17 | Pornography | 2 | 0 | 0 | 0 |
| 18 | Offences against Public Servants (Sec.182-188-333-353 IPC) | 45 | 7 | 13 | 7 |
| 19 | Offences related to Marriage | 15 | 2 | 1 | 3 |
| 20 | Cyber Crimes | 2749 | 308 | 637 | 584 |
| | Total (Item 1 to 20) | 7349 | 1360 | 1536 | 1523 |

| Sl. No. | Heads of Crime | During the current year upto the end of month under review | During the corresponding month of previous year | During the previous month | During the current month |
|--|---|--|---|---------------------------|--------------------------|
| <u>D.CRIME AGAINST CHILDREN</u> | | | | | |
| 1 | Infanticide/ Foeticide (Sec. 315 & 316 IPC) | 20 | 2 | 2 | 5 |
| 2 | Rape on Minor | 0 | 0 | 0 | 0 |
| 3 | Exposure & abandonment (Sec. 317 IPC) | 27 | 5 | 3 | 2 |
| 4 | Kidnapping & Abduction of Children | 1353 | 251 | 255 | 361 |
| 4.1 | For Ransom - of Children | 3 | 0 | 1 | 1 |
| 4.2 | of Children - for begging | 0 | 0 | | 0 |
| 4.3 | of Girls - Immoral Purpose | 1 | 0 | 0 | 1 |
| 4.4 | With intent to Steal from Child | 0 | 0 | 0 | 0 |
| 4.5 | Lawful Guardianship | 1 | 0 | 0 | 0 |
| 4.6 | Procuration of Minor Girls - For Prostitution | 0 | 0 | 0 | 0 |
| 4.7 | Procuration of Minor Girls - Importing of Girl | 0 | 0 | 1 | 0 |
| 4.8 | Procuration of Minor Girls - For Other Purposes | 5 | 1 | 0 | 2 |
| | Sub Total | 1363 | 252 | 257 | 365 |
| 5 | Selling of girls for Prostitution (Sec.372 IPC) | 0 | 0 | 0 | 0 |
| 6 | The Prohibition of Child Marriage Act - 2006 | 55 | 20 | 7 | 12 |
| 7 | POCSO Act | 1295 | 266 | 283 | 249 |
| 8 | Death of Children due to miscarriage | 3 | 2 | 0 | 1 |
| 9 | Juvenile Justice Act | 36 | 3 | 20 | 12 |
| 10 | Child Labour (Pro.& Reg.) Act | 50 | 6 | 25 | 20 |
| 11 | Probation of Offenders Act | 1 | 0 | 0 | 0 |
| | Total (Item 1 to 11) | 2850 | 556 | 597 | 666 |

| Sl. No. | Heads of Crime | During the current year upto the end of month under review | During the corresponding month of previous year | During the previous month | During the current month |
|---|--|--|---|---------------------------|--------------------------|
| <u>E. CRIME AGAINST SCHEDULED CASTES / TRIBES BY NON SCs/STs</u> | | | | | |
| 1 | Murder | 34 | 10 | 9 | 9 |
| 2 | Rape | 78 | 28 | 16 | 17 |
| 3 | Kidnapping | 25 | 11 | 1 | 4 |
| 4 | Offences under the Protection of Civil Rights Act. | 74 | 2 | 1 | 0 |
| 5 | Offences under the SC & ST (prevention of Atrocities) Act 1989 (if the victim is SC) | 544 | 124 | 118 | 115 |
| | Total (Item 1 to 5) | 755 | 175 | 145 | 145 |

G. MOTOR VEHICLE ACCIDENTS (DURING MAY 2023)

| <i>Sl.No.</i> | <i>Location of Accidents</i> | <i>No. of Cases</i> | | | <i>No. of Persons</i> | | |
|---------------|------------------------------|---------------------|------------------|--------------|-----------------------|----------------|--------------|
| | | <i>Fatal</i> | <i>Non-Fatal</i> | <i>Total</i> | <i>Killed</i> | <i>Injured</i> | <i>Total</i> |
| 1 | National Highways | 363 | 950 | 1313 | 404 | 1777 | 2181 |
| 2 | State Highways | 282 | 659 | 941 | 304 | 1389 | 1693 |
| 3 | Other Roads | 381 | 1158 | 1539 | 378 | 1753 | 2131 |
| | TOTAL | 1026 | 2767 | 3793 | 1086 | 4919 | 6005 |

1. 1026 Fatal cases have been reported in May 2023, on an average 33 fatal cases reported per day.
2. 2567 Non Fatal cases have been reported in May 2023, on an average 83 non fatal cases reported per day
3. Out of 1026 fatal cases reported 363 of the cases are on National Highways.
4. Out of 2567 non fatal cases reported 950 of the cases are on National Highways.
5. Out of 1086 persons killed in road accidents 404 persons killed in National highways, i.e., 37% persons killed in National highways
6. Out of 4919 persons injured in road accidents 1777 persons injured in National highways, i.e., 36% Persons injured in National highways

KARNATAKA SAKALA SERVICES ACT, 2011 AND (AMENDMENT) ACT, 2014**Unitwise - Month wise Report on Receipts & Disposals - May - 2023**

Police Department has implemented 24 SAKALA Services through PoliceIT Application. The district wise details of received, disposed and overdue status of services for May 2023 as on 31.05.2023 are as under.

| SI No | District | No. of SAKALA Receipts during the Month | No. of SAKALA Disposals during the Month | No. of Pendency After due date as on 31.05.2023 |
|-------|--------------------|---|--|---|
| 1 | Bengaluru City | 27021 | 26291 | 5 |
| 2 | Belagavi City | 2598 | 2260 | 17 |
| 3 | Hubli-Dharwad City | 1022 | 969 | 81 |
| 4 | Mysore City | 3795 | 3821 | 6 |
| 5 | Mangalore City | 2646 | 2790 | 18 |
| 6 | Bagalkot | 1233 | 1218 | 1 |
| 7 | Ballari | 1193 | 1109 | 49 |
| 8 | Belagavi | 1328 | 1389 | 87 |
| 9 | Bengaluru Rural | 2112 | 1930 | 165 |
| 10 | Bidar | 1060 | 959 | 8 |
| 11 | Chamarajanagar | 1257 | 1180 | 7 |
| 12 | Chikkaballapura | 1531 | 1482 | 1 |
| 13 | Chikkamagaluru | 1896 | 1795 | 2 |
| 14 | Chitradurga | 1747 | 1620 | 14 |
| 15 | Dakshina Kannada | 802 | 740 | 20 |
| 16 | Davanagere | 1790 | 1847 | 6 |
| 17 | Dharwad | 808 | 851 | 7 |
| 18 | Gadag | 569 | 566 | 0 |
| 19 | Hassan | 2528 | 2304 | 23 |
| 20 | Haveri | 1160 | 1245 | 4 |
| 21 | Kalaburagi | 1045 | 978 | 47 |
| 22 | Kodagu | 938 | 873 | 7 |
| 23 | Kolar | 1595 | 1679 | 33 |
| 24 | KGF | 803 | 830 | 5 |
| 25 | Koppal | 570 | 626 | 0 |
| 26 | Mandya | 2636 | 2724 | 20 |
| 27 | Mysuru | 2445 | 2213 | 39 |
| 28 | Raichur | 669 | 693 | 19 |
| 29 | Ramanagara | 2153 | 2080 | 38 |
| 30 | Shivamogga | 2321 | 2135 | 34 |
| 31 | Tumakuru | 3047 | 2796 | 57 |
| 32 | Udupi | 2073 | 2156 | 0 |
| 33 | Uttara Kannada | 2485 | 2122 | 1 |
| 34 | VijayaNagara | 860 | 862 | 20 |
| 35 | Vijayapura | 1681 | 1588 | 18 |
| 36 | Yadgir | 471 | 472 | 68 |
| | Total | 83888 | 81193 | 927 |

KARNATAKA SAKALA SERVICES ACT, 2011 AND (AMENDMENT) ACT, 2014**Unitwise - Month wise Report on Receipts & Disposals - May - 2023**

Police Department has implemented 24 SAKALA Services through PoliceIT Application. The Service wise details of received, disposed and overdue status of services for May 2023 as on 31.05.2023 are as under

| Sl. No | Service Name | Stipulated Time | No. of Receipts During the Month | No. of Disposal During the Month |
|---------------|--|------------------------|---|---|
| 1 | Arms License Issue and Renewal Verification | 30 | 0 | 0 |
| 2 | Certification of Finger Print | 20 | 1 | 2 |
| 3 | Disposal of Petitions | 45 | 23967 | 23223 |
| 4 | Issue of copy of FIR to the complainant | 1 | 17659 | 17639 |
| 5 | License for Amplified Sound System | 3 | 502 | 621 |
| 6 | License for Amusement | 15 | 0 | 0 |
| 7 | Missing Report of documents, Mobile phone etc | 1 | 7329 | 7327 |
| 8 | No objection to return to India permission in respect of Tibetans | 20 | 0 | 0 |
| 9 | No obligation to return to India (NORI) Certificate | 20 | 0 | 0 |
| 10 | NOC for Crackers License | 7 | 0 | 0 |
| 11 | NoC for Passport Verification | 20 | 606 | 579 |
| 12 | NOC for petrol pump,gas agency,hotel,bar etc. | 7 | 1 | 1 |
| 13 | NOC for Residencial Permit Extension | 7 | 0 | 0 |
| 14 | NOC required for setting up of Petroleum, Diesel and Naphtha, Sale, Transport | 21 | 0 | 0 |
| 15 | Permission for Peaceful Assembly and procession | 15 | 0 | 0 |
| 16 | Police Clearance Certificate for going abroad (Visa for studies)/ Police Clearance Certificate for Foreign Nationals | 20 | 369 | 342 |
| 17 | Police verification Certificate for Coolies/Loader/Class IV Security Staff/ Supervisor at Airport (Individual applicants only) | 20 | 7714 | 7287 |
| 18 | Police Verification Certificate for domestic servants/house keeping | 20 | 55 | 46 |
| 19 | Police Verification Certificate for Institutions/ Companies | 20 | 73 | 75 |
| 20 | Police verification Certificate for Marriage Alliances | 20 | 16 | 22 |
| 21 | Police verification Certificate for Training Apprenticeship at Public Undertakings /for trainees/ Workers working on daily wages at Govt. Institutions | 20 | 2463 | 2683 |
| 22 | PVC for Central /State Govt. employees if request is received directly by the employee | 20 | 583 | 573 |
| 23 | Service Verification | 20 | 22550 | 20773 |
| 24 | Temporary Licence for Sale of Crackers | 7 | 0 | 0 |
| | Total | | 83888 | 81193 |

Comparitive Crime Statement 17 for the Years 2021, 2022, and 2023

| KARNATAKA STATE | 2021 | | | | | | | | | | | | | | 2022 | | | | | | | | | | | | | | 2023 As on 31/05/2023 | | | | | | | | | | | | | |
|--------------------------------------|-------|------|-----|-------|----|-------|---------|------|-------|------|-------|-----|------|-------|------|-----|-------|----|-------|---------|------|-------|-------|-------|-----|-----|-------|-----|-----------------------|-------|----|------|---------|-----|------|-------|-----|----|----|--|--|--|
| | Rep | Fal | Tr | Tru | NI | Con | Dis/ACQ | Com | PT | UI | Un | OD | AB | Rep | Fal | Tr | Tru | NI | Con | Dis/ACQ | Com | PT | UI | Un | OD | AB | Rep | Fal | Tr | Tru | NI | Con | Dis/ACQ | Com | PT | UI | Un | OD | AB | | | |
| PART-I (IPC Cases) | | | | | | | | | | | | | | | | | | | | | | | | | | | | | | | | | | | | | | | | | | |
| Murder | 1349 | 62 | 28 | 1260 | 0 | 7 | 48 | 0 | 1061 | 60 | 40 | 2 | 42 | 1378 | 49 | 33 | 1296 | 0 | 0 | 7 | 0 | 1122 | 136 | 2 | 1 | 28 | 547 | 0 | 9 | 538 | 0 | 0 | 0 | 0 | 176 | 360 | 0 | 0 | 2 | | | |
| Attempt to murder | 2455 | 151 | 9 | 2295 | 0 | 10 | 81 | 7 | 2066 | 75 | 34 | 6 | 16 | 2881 | 108 | 8 | 2765 | 0 | 2 | 19 | 6 | 1891 | 822 | 9 | 14 | 2 | 1139 | 11 | 1 | 1127 | 0 | 0 | 0 | 0 | 174 | 952 | 0 | 1 | 0 | | | |
| C.H.Not Amounting to murder | 88 | 8 | 0 | 80 | 0 | 0 | 4 | 0 | 68 | 6 | 0 | 0 | 2 | 91 | 10 | 2 | 79 | 0 | 0 | 0 | 0 | 51 | 27 | 0 | 0 | 1 | 22 | 0 | 0 | 22 | 0 | 0 | 0 | 0 | 3 | 19 | 0 | 0 | 0 | | | |
| Dacoity | 180 | 18 | 3 | 159 | 0 | 0 | 3 | 0 | 126 | 20 | 10 | 0 | 0 | 222 | 14 | 4 | 204 | 0 | 0 | 0 | 0 | 120 | 79 | 5 | 0 | 0 | 72 | 0 | 1 | 71 | 0 | 0 | 0 | 0 | 16 | 55 | 0 | 0 | 0 | | | |
| Preparation And Assembly For Dacoity | 389 | 0 | 0 | 389 | 0 | 1 | 4 | 0 | 379 | 4 | 1 | 0 | 0 | 293 | 0 | 0 | 293 | 0 | 0 | 2 | 0 | 266 | 25 | 0 | 0 | 0 | 53 | 0 | 0 | 53 | 0 | 0 | 0 | 0 | 18 | 35 | 0 | 0 | 0 | | | |
| Robbery | 979 | 30 | 22 | 927 | 0 | 2 | 14 | 1 | 703 | 54 | 152 | 0 | 1 | 1067 | 31 | 11 | 1025 | 0 | 1 | 4 | 3 | 633 | 339 | 41 | 4 | 0 | 419 | 2 | 1 | 416 | 0 | 0 | 0 | 0 | 79 | 337 | 0 | 0 | 0 | | | |
| Chain Snatching | 664 | 13 | 5 | 646 | 0 | 1 | 8 | 0 | 452 | 40 | 145 | 0 | 0 | 669 | 3 | 8 | 658 | 0 | 0 | 2 | 1 | 373 | 240 | 41 | 1 | 0 | 255 | 2 | 2 | 251 | 0 | 0 | 0 | 0 | 31 | 220 | 0 | 0 | 0 | | | |
| H.B.T by day | 805 | 26 | 2 | 777 | 0 | 7 | 10 | 1 | 376 | 35 | 345 | 1 | 2 | 992 | 25 | 0 | 967 | 0 | 1 | 2 | 0 | 328 | 415 | 219 | 2 | 0 | 385 | 1 | 0 | 384 | 0 | 0 | 0 | 0 | 22 | 358 | 4 | 0 | 0 | | | |
| H.B.T by night | 4014 | 40 | 3 | 3971 | 0 | 25 | 25 | 5 | 1540 | 183 | 2187 | 2 | 4 | 4434 | 33 | 3 | 4398 | 0 | 9 | 5 | 2 | 1217 | 1806 | 1356 | 2 | 1 | 1710 | 5 | 0 | 1705 | 0 | 0 | 0 | 0 | 82 | 1601 | 22 | 0 | 0 | | | |
| House theft | 914 | 51 | 2 | 861 | 0 | 4 | 10 | 5 | 372 | 13 | 453 | 3 | 1 | 1294 | 56 | 1 | 1237 | 0 | 3 | 3 | 3 | 357 | 297 | 573 | 1 | 0 | 714 | 8 | 0 | 706 | 0 | 0 | 0 | 0 | 46 | 635 | 24 | 1 | 0 | | | |
| Ordinary Theft | 15908 | 373 | 199 | 15336 | 0 | 313 | 211 | 1573 | 4354 | 232 | 8526 | 112 | 15 | 19463 | 412 | 295 | 18756 | 0 | 170 | 83 | 963 | 4842 | 4521 | 8072 | 98 | 7 | 7371 | 68 | 58 | 7245 | 0 | 3 | 1 | 8 | 450 | 6428 | 351 | 4 | 0 | | | |
| Cattle thefts | 412 | 5 | 3 | 404 | 0 | 4 | 4 | 20 | 180 | 15 | 179 | 2 | 0 | 478 | 8 | 1 | 469 | 0 | 0 | 5 | 9 | 160 | 141 | 150 | 2 | 2 | 117 | 0 | 0 | 117 | 0 | 0 | 0 | 0 | 4 | 112 | 1 | 0 | 0 | | | |
| Receiving stolen Property | 1 | 0 | 0 | 1 | 0 | 0 | 0 | 0 | 1 | 0 | 0 | 0 | 0 | 2 | 0 | 0 | 2 | 0 | 1 | 0 | 0 | 0 | 1 | 0 | 0 | 0 | 1 | 0 | 0 | 1 | 0 | 0 | 0 | 0 | 0 | 1 | 0 | 0 | 0 | | | |
| Cheating | 5423 | 1479 | 152 | 3792 | 0 | 11 | 9 | 68 | 1856 | 1289 | 468 | 79 | 12 | 6407 | 1160 | 141 | 5106 | 1 | 8 | 8 | 24 | 1149 | 3613 | 266 | 33 | 5 | 2321 | 85 | 28 | 2208 | 0 | 0 | 0 | 0 | 52 | 2146 | 5 | 5 | 0 | | | |
| Cr.Br.Trust | 478 | 127 | 9 | 342 | 0 | 0 | 1 | 4 | 165 | 150 | 14 | 8 | 0 | 462 | 68 | 7 | 387 | 0 | 0 | 0 | 1 | 88 | 288 | 5 | 5 | 0 | 176 | 1 | 0 | 175 | 0 | 0 | 0 | 0 | 5 | 170 | 0 | 0 | 0 | | | |
| C.C.Notes | 33 | 0 | 0 | 33 | 0 | 0 | 0 | 0 | 17 | 2 | 14 | 0 | 0 | 29 | 0 | 0 | 29 | 0 | 0 | 0 | 0 | 7 | 14 | 8 | 0 | 0 | 9 | 0 | 0 | 9 | 0 | 0 | 0 | 0 | 3 | 6 | 0 | 0 | 0 | | | |
| Sub Total - PART-I | 34092 | 2383 | 437 | 31273 | 0 | 385 | 432 | 1684 | 13716 | 2178 | 12568 | 215 | 95 | 40162 | 1977 | 514 | 37671 | 1 | 195 | 140 | 1012 | 12604 | 12764 | 10747 | 163 | 46 | 15311 | 183 | 100 | 15028 | 0 | 3 | 1 | 8 | 1161 | 13435 | 407 | 11 | 2 | | | |
| PART-II (IPC Cases) | | | | | | | | | | | | | | | | | | | | | | | | | | | | | | | | | | | | | | | | | | |
| 304(A),IPC | 9866 | 94 | 18 | 9754 | 2 | 314 | 416 | 12 | 7057 | 81 | 826 | 11 | 1037 | 11298 | 63 | 18 | 11217 | 2 | 151 | 90 | 5 | 7600 | 2024 | 537 | 7 | 803 | 4979 | 8 | 9 | 4962 | 0 | 1 | 0 | 0 | 649 | 4254 | 9 | 2 | 47 | | | |
| 279,337,338 IPC | 25197 | 197 | 17 | 24983 | 0 | 13886 | 214 | 249 | 9590 | 115 | 824 | 31 | 74 | 28929 | 177 | 20 | 28732 | 0 | 9808 | 115 | 197 | 14836 | 2991 | 709 | 39 | 37 | 13271 | 8 | 3 | 13260 | 0 | 418 | 4 | 4 | 2908 | 9903 | 23 | 0 | 0 | | | |
| Rioting | 3971 | 352 | 5 | 3614 | 2 | 9 | 273 | 47 | 3152 | 94 | 25 | 11 | 3 | 3934 | 255 | 9 | 3670 | 0 | 5 | 55 | 14 | 2415 | 1159 | 18 | 4 | 0 | 1583 | 12 | 1 | 1570 | 0 | 0 | 0 | 0 | 119 | 1451 | 0 | 0 | 0 | | | |
| Hurts | 13323 | 672 | 16 | 12636 | 1 | 69 | 1235 | 348 | 10638 | 108 | 188 | 25 | 25 | 15324 | 637 | 21 | 14666 | 0 | 33 | 384 | 177 | 11543 | 2376 | 127 | 16 | 10 | 6841 | 50 | 4 | 6787 | 0 | 2 | 1 | 6 | 1168 | 5602 | 7 | 1 | 0 | | | |
| Acid Attack (326(a)) | 2 | 1 | 0 | 1 | 0 | 0 | 0 | 0 | 0 | 0 | 1 | 0 | 0 | 7 | 1 | 0 | 6 | 0 | 0 | 0 | 0 | 6 | 0 | 0 | 0 | 0 | 2 | 0 | 0 | 2 | 0 | 0 | 0 | 0 | 1 | 1 | 0 | 0 | 0 | | | |
| Kidnapping | 2775 | 2382 | 39 | 354 | 1 | 2 | 24 | 1 | 183 | 115 | 28 | 1 | 0 | 3283 | 2602 | 37 | 644 | 0 | 1 | 10 | 1 | 187 | 425 | 15 | 2 | 1 | 1478 | 386 | 6 | 1086 | 0 | 0 | 0 | 0 | 23 | 1063 | 0 | 0 | 0 | | | |
| 304(B) IPC | 157 | 5 | 0 | 152 | 0 | 0 | 9 | 0 | 141 | 1 | 0 | 0 | 1 | 162 | 9 | 1 | 152 | 0 | 0 | 0 | 0 | 134 | 18 | 0 | 0 | 0 | 57 | 1 | 1 | 55 | 0 | 0 | 0 | 0 | 18 | 37 | 0 | 0 | 0 | | | |
| 498 (A) IPC | 2291 | 213 | 60 | 2018 | 0 | 3 | 207 | 17 | 1733 | 41 | 0 | 11 | 6 | 2790 | 164 | 56 | 2570 | 0 | 4 | 39 | 9 | 1922 | 588 | 0 | 4 | 4 | 1082 | 11 | 11 | 1060 | 0 | 0 | 0 | 0 | 151 | 906 | 0 | 3 | 0 | | | |
| 354 IPC Molestation | 4915 | 402 | 26 | 4488 | 0 | 12 | 297 | 31 | 4005 | 102 | 20 | 10 | 11 | 5869 | 381 | 24 | 5464 | 1 | 1 | 85 | 12 | 4015 | 1320 | 24 | 6 | 1 | 2414 | 27 | 4 | 2383 | 0 | 0 | 1 | 1 | 277 | 2102 | 2 | 0 | 0 | | | |
| Rape | 556 | 26 | 29 | 501 | 0 | 1 | 29 | 0 | 446 | 11 | 3 | 9 | 2 | 537 | 33 | 30 | 474 | 0 | 0 | 3 | 0 | 394 | 74 | 0 | 3 | 0 | 225 | 3 | 10 | 212 | 0 | 0 | 0 | 0 | 61 | 150 | 0 | 1 | 0 | | | |
| 353 IPC | 1111 | 48 | 3 | 1060 | 0 | 18 | 19 | 0 | 943 | 44 | 31 | 3 | 2 | 994 | 27 | 0 | 967 | 0 | 7 | 3 | 1 | 656 | 295 | 4 | 0 | 1 | 410 | 1 | 0 | 409 | 0 | 0 | 0 | 0 | 54 | 354 | 0 | 1 | 0 | | | |
| Other IPC | 15764 | 1201 | 52 | 14511 | 0 | 4903 | 278 | 317 | 7795 | 589 | 524 | 60 | 45 | 14094 | 924 | 69 | 13102 | 0 | 3618 | 62 | 212 | 5883 | 2902 | 378 | 32 | 15 | 9756 | 61 | 16 | 9679 | 0 | 1245 | 0 | 25 | 2555 | 5839 | 12 | 1 | 2 | | | |
| Sub Total - PART-II | 79928 | 5593 | 265 | 74072 | 6 | 19217 | 3001 | 1022 | 45683 | 1301 | 2470 | 172 | 1206 | 87221 | 5273 | 285 | 81664 | 3 | 13628 | 846 | 628 | 49591 | 14172 | 1812 | 113 | 872 | 42098 | 568 | 65 | 41465 | 0 | 1666 | 6 | 36 | 7984 | 31662 | 53 | 9 | 49 | | | |

Police IT Monthly Progress Report as on May- 2023

PoliceIT Pragathi - 01.01.2022 to 31.05.2023

| Rank | Score | | (5) | | (3) | | (2) | | (5) | | (5) | | (5) | | (5) | | (5) | | (5) | | (5) | | (5) | | (40) | | (100) | | | | | | |
|------|------------------------------------|--------|--------|--------|--------|--------|--------|--------|---------------------|--------|-----------------------------|--------|-------------------|--------|--------------|--------|-------------------------|--------|-----------|--------|---------------------|--------|-------------------|--------|----------------|--------|---------------------------|--------|------------------------------|----|-------|---------------------|--|
| | Name of the Unit/District | | FIR | | UDR | | PAR | | Property Seizure/PF | | Crime Details/ Spot Mahazar | | Arrest/ Surrender | | Charge Sheet | | Final Report B, C & UDR | | Total MoB | | Total History Sheet | | Total Rowdy Sheet | | Court Disposal | | UI Cases (From 2011-2022) | | Data Quality (Given by SCRB) | | Total | Previous Month Rank | |
| | Actual | In PIT | Actual | In PIT | Actual | In PIT | Actual | In PIT | Actual | In PIT | Actual | In PIT | Actual | In PIT | Actual | In PIT | Actual | In PIT | Actual | In PIT | Actual | In PIT | Actual | In PIT | Actual | In PIT | in PIT | | | | | | |
| 1 | 2 | 3 | 5 | 6 | 8 | 9 | 11 | 12 | 14 | 15 | 17 | 18 | 20 | 21 | 23 | 24 | 26 | 27 | 29 | 30 | 32 | 33 | 35 | 36 | 38 | 39 | 41 | 42 | 43 | 44 | | | |
| 19 | Kolar | 4732 | 4732 | 629 | 629 | 1203 | 1203 | 1971 | 1971 | 4170 | 4170 | 2879 | 2879 | 2107 | 2107 | 752 | 752 | 758 | 758 | 11 | 11 | 563 | 563 | 680 | 680 | 13 | 13 | 39.825 | 99.825 | 19 | ↔ | | |
| 20 | Udupi | 4643 | 4643 | 1249 | 1249 | 1559 | 1559 | 3863 | 3863 | 5313 | 5313 | 3000 | 3000 | 2996 | 2996 | 1286 | 1286 | 3541 | 3541 | 25 | 25 | 1142 | 1142 | 2434 | 2434 | 402 | 402 | 39.783 | 99.783 | 17 | ▼ | | |
| 21 | Mysuru Dist | 8844 | 8844 | 1232 | 1232 | 3025 | 3025 | 6917 | 6917 | 8776 | 8776 | 3861 | 3861 | 5125 | 5125 | 1184 | 1184 | 4212 | 4212 | 47 | 47 | 1525 | 1525 | 2572 | 2572 | 1745 | 1745 | 39.752 | 99.752 | 18 | ▼ | | |
| 22 | Tumakuru | 11486 | 11486 | 1749 | 1749 | 1830 | 1830 | 8488 | 8488 | 11652 | 11652 | 15028 | 15028 | 6949 | 6949 | 2403 | 2403 | 6748 | 6748 | 158 | 158 | 931 | 931 | 2814 | 2814 | 1009 | 1009 | 39.702 | 99.702 | 30 | ▲ | | |
| 23 | Hassan | 8953 | 8953 | 1359 | 1359 | 2845 | 2845 | 7631 | 7631 | 8903 | 8903 | 11607 | 11607 | 6272 | 6272 | 1523 | 1523 | 3865 | 3865 | 62 | 62 | 1274 | 1274 | 2981 | 2981 | 822 | 822 | 39.613 | 99.613 | 20 | ▼ | | |
| 24 | Mandya | 9088 | 9088 | 1182 | 1182 | 2387 | 2387 | 6228 | 6228 | 6531 | 6531 | 2031 | 2031 | 5651 | 5651 | 1642 | 1642 | 3789 | 3789 | 53 | 53 | 1263 | 1263 | 3268 | 3268 | 725 | 725 | 39.604 | 99.604 | 27 | ▲ | | |
| 25 | Haveri | 5067 | 5067 | 912 | 912 | 1589 | 1589 | 2330 | 2330 | 3309 | 3309 | 3551 | 3551 | 2175 | 2175 | 845 | 845 | 2507 | 2507 | 50 | 50 | 1052 | 1052 | 949 | 949 | 1739 | 1739 | 39.598 | 99.598 | 29 | ▲ | | |
| 26 | Chitradurga | 8671 | 8671 | 1046 | 1046 | 1389 | 1389 | 4023 | 4023 | 8491 | 8491 | 4993 | 4993 | 4897 | 4897 | 1239 | 1239 | 2897 | 2897 | 44 | 44 | 603 | 603 | 728 | 728 | 1359 | 1359 | 39.592 | 99.592 | 21 | ▼ | | |
| 27 | Yadgir | 2870 | 2870 | 375 | 375 | 1548 | 1548 | 2213 | 2213 | 2763 | 2763 | 2327 | 2327 | 2086 | 2086 | 512 | 512 | 1189 | 1189 | 22 | 22 | 1135 | 1135 | 429 | 429 | 58 | 58 | 39.557 | 99.557 | 22 | ▼ | | |
| 28 | Bengaluru Dist | 11799 | 11799 | 1848 | 1848 | 2157 | 2157 | 5577 | 5577 | 10705 | 10705 | 8206 | 8206 | 4943 | 4943 | 2856 | 2856 | 8408 | 8408 | 80 | 80 | 1721 | 1721 | 2074 | 2074 | 2709 | 2709 | 39.537 | 99.537 | 25 | ▼ | | |
| 29 | DCP Whitefield DIV, Bengaluru City | 6092 | 6092 | 976 | 976 | 650 | 650 | 1365 | 1365 | 5694 | 5694 | 2099 | 2099 | 1449 | 1449 | 1389 | 1389 | 4864 | 4864 | 16 | 16 | 360 | 360 | 515 | 515 | 1824 | 1824 | 39.528 | 99.528 | 24 | ▼ | | |
| 30 | DCP North DIV, Bengaluru City | 9883 | 9883 | 1322 | 1322 | 1201 | 1201 | 2987 | 2987 | 9042 | 9042 | 5274 | 5274 | 3336 | 3336 | 1342 | 1342 | 5848 | 5848 | 76 | 76 | 1609 | 1609 | 1324 | 1324 | 4014 | 4014 | 39.172 | 99.172 | 26 | ▼ | | |
| 31 | Chickballapura | 6475 | 6475 | 712 | 712 | 1203 | 1203 | 5024 | 5024 | 6758 | 6758 | 7676 | 7676 | 4200 | 4200 | 857 | 857 | 2949 | 2949 | 20 | 20 | 860 | 860 | 1733 | 1733 | 684 | 684 | 38.935 | 98.935 | 23 | ▼ | | |
| 32 | Davanagere | 11789 | 11789 | 1776 | 1776 | 1963 | 1963 | 6576 | 6576 | 13103 | 13103 | 14007 | 14007 | 6493 | 6493 | 2688 | 2688 | 5055 | 5055 | 48 | 48 | 1464 | 1464 | 4316 | 4316 | 3344 | 3344 | 38.895 | 98.895 | 28 | ▼ | | |
| 33 | DCP East DIV, Bengaluru City | 8334 | 8334 | 1048 | 1048 | 983 | 983 | 1452 | 1452 | 6978 | 6978 | 3467 | 3467 | 3208 | 3208 | 672 | 672 | 4209 | 4209 | 2 | 2 | 841 | 841 | 145 | 145 | 1784 | 1784 | 38.737 | 98.737 | 31 | ▼ | | |
| 34 | Ramanagara | 9060 | 9060 | 1064 | 1064 | 2512 | 2512 | 5091 | 5091 | 6979 | 6979 | 9060 | 9060 | 5054 | 5054 | 1500 | 1500 | 4755 | 4755 | 37 | 37 | 1410 | 1410 | 637 | 637 | 1009 | 1009 | 37.972 | 97.972 | 32 | ▼ | | |

Traffic Divisions of Bengaluru City

| Sl. No | Score | | (5) | | (5) | | (5) | | (10) | | (10) | | (5) | | (10) | | (5) | | (40) | | (100) | | Previous Month Rank | |
|--------|---------------------------------------|--------|--------|--------|--------|--------|---------------------|--------|-----------------------------|--------|-------------------|--------|--------------|--------|-------------------------|--------|----------------|--------|---------------------------|--------|------------------------------|---|---------------------|-------|
| | Name of the Unit/District | | FIR | | UDR | | Property Seizure/PF | | Crime Details/ Spot Mahazar | | Arrest/ Surrender | | Charge Sheet | | Final Report B, C & UDR | | Court Disposal | | UI Cases (From 2011-2022) | | Data Quality (given by SCRB) | | | Total |
| | Actual | In PIT | Actual | In PIT | Actual | In PIT | Actual | In PIT | Actual | In PIT | Actual | In PIT | Actual | In PIT | Actual | In PIT | Actual | In PIT | Actual | In PIT | in PIT | | | |
| 1 | DCP Traffic South DIV, Bengaluru City | 3823 | 3823 | 0 | 0 | 258 | 258 | 2961 | 2961 | 1891 | 1891 | 3305 | 3305 | 54 | 54 | 1378 | 1378 | 72 | 72 | 32.186 | 92.19 | - | ▲ | |
| 2 | DCP Traffic East DIV, Bengaluru City | 2149 | 2149 | 0 | 0 | 185 | 185 | 1951 | 1842 | 2032 | 2012 | 1911 | 1902 | 50 | 50 | 562 | 562 | 17 | 17 | 31.180 | 90.76 | 1 | ▼ | |
| 3 | DCP Traffic West DIV, Bengaluru City | 4264 | 4264 | 0 | 0 | 141 | 141 | 3173 | 3173 | 1514 | 1514 | 3692 | 3692 | 42 | 42 | 2073 | 2073 | 55 | 55 | 30.666 | 90.67 | 2 | ▼ | |
| 4 | DCP Traffic North DIV, Bengaluru City | 4015 | 4015 | 0 | 0 | 210 | 210 | 3014 | 3014 | 2376 | 2376 | 3432 | 3432 | 51 | 51 | 1625 | 1625 | 973 | 973 | 27.011 | 87.01 | 3 | ▼ | |

Data Quality:

Calculated based on Data entered like Victim Age, Religion, Caste, Occupation, Arrest Person Age, Religion, Caste, Occupation, Property Movement entered based on Property Entered, Activity field in Case Diary, Witness Details, Accused punishment details in Court Disposal, SHD usage, MOB/HS/RS regular updation etc.

Note :

Aadhaar e-Sign details of FIR for the Month of May 2023

| Sl.No | District_Name | FIR Count | FIR eSign Count | FIR % |
|--------------|-----------------------|--------------|-----------------|--------------|
| 1 | Bagalkot | 267 | 267 | 100.00 |
| 2 | Haveri | 313 | 313 | 100.00 |
| 3 | Vijayapur | 427 | 427 | 100.00 |
| 4 | Dakshina Kannada | 201 | 191 | 95.02 |
| 5 | Chamarajanagar | 201 | 186 | 92.54 |
| 6 | Hubballi Dharwad City | 243 | 213 | 87.65 |
| 7 | Belagavi Dist | 608 | 529 | 87.01 |
| 8 | Uttara Kannada | 290 | 239 | 82.41 |
| 9 | Ballari | 310 | 249 | 80.32 |
| 10 | Udupi | 310 | 248 | 80.00 |
| 11 | Gadag | 191 | 152 | 79.58 |
| 12 | Dharwad | 162 | 119 | 73.46 |
| 13 | Koppal | 199 | 136 | 68.34 |
| 14 | Chickballapura | 345 | 224 | 64.93 |
| 15 | Davanagere | 495 | 274 | 55.35 |
| 16 | Mangaluru City | 254 | 88 | 34.65 |
| 17 | Tumakuru | 705 | 234 | 33.19 |
| 18 | Karnataka Railways | 92 | 24 | 26.09 |
| 19 | Kalaburagi City | 239 | 55 | 23.01 |
| 20 | Belagavi City | 215 | 47 | 21.86 |
| 21 | Mysuru Dist | 493 | 75 | 15.21 |
| 22 | Mysuru City | 339 | 45 | 13.27 |
| 23 | Mandya | 542 | 71 | 13.10 |
| 24 | Kodagu | 195 | 25 | 12.82 |
| 25 | Hassan | 569 | 71 | 12.48 |
| 26 | Raichur | 322 | 36 | 11.18 |
| 27 | Bengaluru City | 5146 | 475 | 9.23 |
| 28 | Kalaburagi | 323 | 27 | 8.36 |
| 29 | Bidar | 342 | 24 | 7.02 |
| 30 | Shivamogga | 567 | 29 | 5.11 |
| 31 | Chikkamagaluru | 386 | 18 | 4.66 |
| 32 | Vijayanagara | 262 | 6 | 2.29 |
| 33 | Bengaluru Dist | 754 | 14 | 1.86 |
| 34 | K.G.F | 134 | 2 | 1.49 |
| 35 | Yadgir | 209 | 1 | 0.48 |
| 36 | Chitradurga | 536 | 0 | 0.00 |
| 37 | Kolar | 276 | 0 | 0.00 |
| 38 | Ramanagara | 496 | 0 | 0.00 |
| TOTAL | | 17958 | 5134 | 28.59 |

| Aadhaar e-Sign details of Chargesheet for the Month of May 2023 | | | | |
|--|-----------------------|-----------------------|--------------------------------|-----------------------|
| Sl No. | District_Name | Charge sheeted | e-Signed Charge sheeted | Charge sheet % |
| 1 | Dakshina Kannada | 8 | 7 | 87.50 |
| 2 | Hubballi Dharwad City | 63 | 51 | 80.95 |
| 3 | Uttara Kannada | 42 | 28 | 66.67 |
| 4 | Chamarajanagar | 29 | 18 | 62.07 |
| 5 | Udupi | 84 | 48 | 57.14 |
| 6 | Ballari | 32 | 16 | 50.00 |
| 7 | Belagavi Dist | 57 | 24 | 42.11 |
| 8 | Davanagere | 75 | 31 | 41.33 |
| 9 | Haveri | 21 | 7 | 33.33 |
| 10 | Bagalkot | 16 | 5 | 31.25 |
| 11 | Mangaluru City | 15 | 3 | 20.00 |
| 12 | Vijayapur | 5 | 1 | 20.00 |
| 13 | Gadag | 19 | 3 | 15.79 |
| 14 | Hassan | 105 | 15 | 14.29 |
| 15 | Kalaburagi | 8 | 1 | 12.50 |
| 16 | Mysuru City | 41 | 4 | 9.76 |
| 17 | Koppal | 53 | 4 | 7.55 |
| 18 | Chickballapura | 50 | 3 | 6.00 |
| 19 | Dharwad | 19 | 1 | 5.26 |
| 20 | Tumakuru | 102 | 5 | 4.90 |
| 21 | Kodagu | 41 | 2 | 4.88 |
| 22 | Mandya | 125 | 6 | 4.80 |
| 23 | Raichur | 85 | 4 | 4.71 |
| 24 | Shivamogga | 24 | 1 | 4.17 |
| 25 | Bidar | 44 | 1 | 2.27 |
| 26 | Bengaluru City | 973 | 4 | 0.41 |
| 27 | Belagavi City | 14 | 0 | 0.00 |
| 28 | Bengaluru Dist | 88 | 0 | 0.00 |
| 29 | Chikkamagaluru | 64 | 0 | 0.00 |
| 30 | Chitradurga | 7 | 0 | 0.00 |
| 31 | K.G.F | 11 | 0 | 0.00 |
| 32 | Kalaburagi City | 5 | 0 | 0.00 |
| 33 | Kolar | 51 | 0 | 0.00 |
| 34 | Mysuru Dist | 59 | 0 | 0.00 |
| 35 | Ramanagara | 46 | 0 | 0.00 |
| 36 | Vijayanagara | 16 | 0 | 0.00 |
| 38 | Yadgir | 50 | 0 | 0.00 |
| TOTAL | | 2547 | 293 | 11.50 |

Vehicle Log Details For The Month Of May-2023

Chief Office

As On: 23/06/2023

| S.No. | District/Unit Name | Actual Strength | Log Entered Vehicles For The Month | Log Not Entered Vehicles For The Month | Remarks |
|-------|-------------------------|-----------------|------------------------------------|--|---------|
| 1 | Bagalkot | 168 | 168 | 0 | |
| 2 | Ballari | 168 | 167 | 1 | |
| 3 | Belagavi City | 212 | 212 | 0 | |
| 4 | Belagavi Dist | 284 | 283 | 1 | |
| 5 | Bengaluru City | 3,153 | 2,455 | 698 | |
| 6 | Bengaluru Dist | 209 | 44 | 165 | |
| 7 | Bidar | 225 | 225 | 0 | |
| 8 | Chamarajanagar | 132 | 132 | 0 | |
| 9 | Chickballapura | 139 | 139 | 0 | |
| 10 | Chikkamagaluru | 246 | 242 | 4 | |
| 11 | Chitradurga | 195 | 155 | 40 | |
| 12 | Coastal Security Police | 42 | 30 | 12 | |
| 13 | Dakshina Kannada | 178 | 178 | 0 | |
| 14 | Davanagere | 218 | 155 | 63 | |
| 15 | Dharwad | 118 | 118 | 0 | |
| 16 | Gadag | 164 | 158 | 6 | |
| 17 | Hassan | 215 | 215 | 0 | |
| 18 | Haveri | 146 | 142 | 4 | |
| 19 | Hubballi Dharwad City | 253 | 252 | 1 | |
| 20 | K.G.F | 99 | 99 | 0 | |
| 21 | Kalaburagi | 204 | 160 | 44 | |
| 22 | Kalaburagi City | 160 | 160 | 0 | |
| 23 | Karnataka Railways | 90 | 90 | 0 | |
| 24 | Kodagu | 145 | 144 | 1 | |
| 25 | Kolar | 196 | 194 | 2 | |
| 26 | Koppal | 178 | 178 | 0 | |
| 27 | Mandya | 242 | 241 | 1 | |
| 28 | Mangaluru City | 229 | 215 | 14 | |
| 29 | Mysuru City | 248 | 238 | 10 | |
| 30 | Mysuru Dist | 221 | 221 | 0 | |
| 31 | Raichur | 177 | 175 | 2 | |
| 32 | Ramanagara | 203 | 191 | 12 | |
| 33 | Shivamogga | 268 | 268 | 0 | |
| 34 | Tumakuru | 298 | 286 | 12 | |
| 35 | Udupi | 208 | 208 | 0 | |

| S.No. | District/Unit Name | Actual Strength | Log Entered Vehicles For The Month | Log Not Entered Vehicles For The Month | Remarks |
|-------|------------------------------|-----------------|------------------------------------|--|---------|
| 36 | Uttara Kannada | 221 | 221 | 0 | |
| 37 | Vijayanagara | 142 | 142 | 0 | |
| 38 | Vijayapur | 219 | 219 | 0 | |
| 39 | Yadgir | 142 | 110 | 32 | |
| 40 | Forest Cell | 47 | 42 | 5 | |
| 41 | CID | 210 | 202 | 8 | |
| 42 | ISD Bengaluru | 78 | 78 | 0 | |
| 43 | State INT | 712 | 684 | 28 | |
| 44 | APTS Yelahanka | 19 | 4 | 15 | |
| 45 | Battalion I - Bangalore | 63 | 61 | 2 | |
| 46 | Battalion II - Belgaum | 36 | 32 | 4 | |
| 47 | Battalion III - Bangalore | 52 | 50 | 2 | |
| 48 | Battalion IV - Bangalore | 47 | 28 | 19 | |
| 49 | Battalion IX - Bangalore | 35 | 35 | 0 | |
| 50 | Battalion V - Mysore | 43 | 40 | 3 | |
| 51 | Battalion VI - Gulbarga | 39 | 36 | 3 | |
| 52 | Battalion VII - Mangalore | 36 | 35 | 1 | |
| 53 | Battalion VIII - Shimoga | 43 | 40 | 3 | |
| 54 | Battalion X - Haveri | 40 | 32 | 8 | |
| 55 | Battalion XI - Hassan | 49 | 47 | 2 | |
| 56 | Battalion XII Tumakuru | 40 | 40 | 0 | |
| 57 | Central Range | 6 | 3 | 3 | |
| 58 | Centre for Counter Terrorism | 44 | 37 | 7 | |
| 59 | Chief Office | 124 | 78 | 46 | |
| 60 | COMMANDANT MOUNTED | 19 | 18 | 1 | |
| 61 | Eastern Range | 3 | 3 | 0 | |
| 62 | FPB Unit | 20 | 4 | 16 | |
| 63 | FSL Madiwala | 22 | 15 | 7 | |
| 64 | I.R.B. Vijayapura | 40 | 35 | 5 | |
| 65 | IGP Railways | 3 | 3 | 0 | |
| 66 | IGP TRAINING | 8 | 8 | 0 | |
| 67 | IIIrd BN KSISF | 27 | 25 | 2 | |
| 68 | IIInd BN KSISF | 25 | 25 | 0 | |
| 69 | IRB Munirabad | 50 | 46 | 4 | |
| 70 | ISD | 141 | 136 | 5 | |
| 71 | Ist BN KSISF | 43 | 43 | 0 | |
| 72 | Kalaburgi Range | 6 | 3 | 3 | |
| 73 | KPA Mysore | 36 | 36 | 0 | |
| 74 | KSPTS Channapatna | 20 | 19 | 1 | |

| S.No. | District/Unit Name | Actual Strength | Log Entered Vehicles For The Month | Log Not Entered Vehicles For The Month | Remarks |
|-------|-------------------------|-----------------|------------------------------------|--|---------|
| 75 | KSPTS Khanapur | 21 | 21 | 0 | |
| 76 | KSRP PTS BELAGAVI | 18 | 18 | 0 | |
| 77 | KSRP Training Munirabad | 15 | 12 | 3 | |
| 78 | PDMS Yelahanka | 28 | 24 | 4 | |
| 79 | PTC Gulbarga | 37 | 34 | 3 | |
| 80 | PTS Aimangala | 18 | 5 | 13 | |
| 81 | PTS Dharwad | 19 | 7 | 12 | |
| 82 | PTS Hassan | 19 | 1 | 18 | |
| 83 | PTS Kaduru | 15 | 0 | 15 | |
| 84 | PTS Mysuru | 19 | 19 | 0 | |
| 85 | PTS Thanisandra | 19 | 0 | 19 | |
| 86 | RFSL Ballari | 4 | 2 | 2 | |
| 87 | RFSL Belgaum | 9 | 4 | 5 | |
| 88 | RFSL Davanagere | 9 | 7 | 2 | |
| 89 | RFSL Gulbarga | 8 | 4 | 4 | |
| 90 | RFSL Hubballi | 6 | 0 | 6 | |
| 91 | RFSL Mangalore | 12 | 7 | 5 | |
| 92 | RFSL Mysore | 9 | 6 | 3 | |
| 93 | SCRB | 49 | 49 | 0 | |
| 94 | Southern Range | 8 | 8 | 0 | |
| 95 | Special Task Force | 8 | 0 | 8 | |
| 96 | State Wireless | 81 | 81 | 0 | |
| 97 | TTI Bangalore | 5 | 3 | 2 | |
| 98 | Western Range | 2 | 1 | 1 | |
| | Grand Total | 13019 | 11566 | 1453 | |

Statistics for Sevasindhu - ALL Services Application, dated from : 01/05/2023 to 31/05/2023

| SI No | Service Name | Received | Disposed | Pending |
|--------------|--|-----------------|-----------------|----------------|
| 1 | Job / Service Verification | 21050 | 20019 | 1031 |
| 2 | Police Verification Certificate(PVC) for Central/State Govt employees if request is received directly by the employee / By Concerned Department | 772 | 728 | 44 |
| 3 | Police Clearance Certificate for going abroad (Visa for studies)/ Police Clearance Certificate for Foreign Nationals | 372 | 361 | 11 |
| 4 | Police verification Certificate for Coolies/Loader/Class IV Security Staff/ Supervisor at Airport (Individual applicants only) | 7688 | 7391 | 297 |
| 5 | Police Verification Certificate for domestic servants/house keeping | 55 | 52 | 3 |
| 6 | Police Verification Certificate for Institutions/ Companies | 50 | 49 | 1 |
| 7 | Police verification Certificate for Marriage Alliances | 16 | 14 | 2 |
| 8 | Police verification Certificate for Training Apprenticeship at Public Undertakings /for trainees/ Workers working on daily wages at Govt. Institutions | 2476 | 2378 | 98 |
| 9 | Amplified Sound System | 0 | 0 | 0 |
| 10 | Missing Report of documents, Mobile phone etc | 701 | 171 | 530 |
| 11 | Disposal of petitions | 39 | 11 | 28 |
| 12 | Locked Home Details | 0 | 0 | 0 |
| 13 | Senior Citizen Registration | 72 | 0 | 72 |
| 14 | Complaint Registration | 159 | 13 | 146 |
| 15 | License for Amusement | 0 | 0 | 0 |
| 16 | No obligation to return to India (NORI) Certificate | 0 | 0 | 0 |
| 17 | NOC for petrol pump,gas agency,hotel,bar etc. | 1 | 0 | 1 |
| 18 | Permission for Peaceful Assembly and procession | 0 | 0 | 0 |
| 19 | Application for Temporary License for Sale of Crackers | 0 | 0 | 0 |
| 20 | NOC for setting up of Petroleum, Diesel and Naphtha sale and transport | 0 | 0 | 0 |
| Total | | 33451 | 31187 | 2264 |

| Unitwise Statistics of cases Booked under COTPA Act 2003 for the month of MAY - 2023 | | | | | | | | |
|--|----------------------------|--------------|-----------|------------|------------|-----------|-----------------------------|--|
| Sl. No. | Unit / District | Section 4 | Section 5 | Section 6A | Section 6B | Section7 | Total Fine Amount Collected | |
| (1) | (2) | (3) | (4) | (5) | (6) | (7) | (8) | |
| I | Commissionerate | | | | | | | |
| 1 | Bengaluru City | 1359 | | 8 | 4 | 12 | 228500 | |
| 2 | Mysuru City | 139 | 0 | 0 | 0 | 0 | 22900 | |
| 3 | Hubli-Dharwad City | 1219 | 0 | 0 | 0 | 0 | 138105 | |
| 4 | Mangaluru City | 199 | 0 | 0 | 0 | 0 | 11690 | |
| 5 | Belagavi City | 82 | | | | | 8200 | |
| 6 | Kalburgi City | 5 | | | | | 1000 | |
| II | Central Range | | | | | | | |
| 1 | Bengaluru Dist. | 1002 | 0 | 0 | 0 | 0 | 113450 | |
| 2 | K.G.F. | 299 | 0 | 0 | 0 | 0 | 21900 | |
| 3 | Kolar | 106 | 0 | 0 | 0 | 0 | 10600 | |
| 4 | Tumakuru | 269 | 0 | 0 | 0 | 0 | 27600 | |
| 5 | Chickballapura | 100 | 0 | 0 | 0 | 0 | 10100 | |
| 6 | Ramanagara | 276 | 0 | 0 | 0 | 0 | 27600 | |
| III | Eastern Range | | | | | | | |
| 1 | Chitradurga | 184 | 0 | 0 | 0 | 0 | 14360 | |
| 2 | Davanagere | 61 | 0 | 0 | 0 | 0 | 6300 | |
| 3 | Shivamogga | 1591 | 0 | 0 | 0 | 0 | 121900 | |
| 4 | Haveri | 74 | 0 | 0 | 0 | 0 | 6100 | |
| IV | Western Range | | | | | | | |
| 1 | Chickmagalur | 88 | 0 | 0 | 0 | 0 | 9840 | |
| 2 | D.K. | 143 | 0 | 0 | 0 | 0 | 14900 | |
| 3 | Udupi | 261 | 0 | 0 | 0 | 0 | 31600 | |
| 4 | U.K. | 72 | 0 | 0 | 0 | 0 | 9300 | |
| V | Northern Range | | | | | | | |
| 1 | Bagalkot | 50 | 0 | 0 | 0 | 0 | 5000 | |
| 2 | Belagavi dist. | 82 | 0 | 0 | 0 | 0 | 8200 | |
| 3 | Vijayapura | 0 | 0 | 0 | 0 | 0 | 0 | |
| 4 | Dharwad | 492 | 0 | 0 | 0 | 0 | 45400 | |
| 5 | Gadag | 79 | 0 | 0 | 0 | 0 | 9000 | |
| VI | North Eastern Range | | | | | | | |
| 1 | Bidar | 0 | 0 | 0 | 0 | 0 | 0 | |
| 2 | Kalburgi Dist | 26 | 0 | 0 | 0 | 0 | 2900 | |
| 3 | Yadgiri | 33 | 0 | 0 | 0 | 0 | 2550 | |
| VII | Southern Range | | | | | | | |
| 1 | Chamarajanagar | 881 | 0 | 0 | 0 | 0 | 61050 | |
| 2 | Hassan | 81 | | | | | 7100 | |
| 3 | Kodagu | 62 | 0 | 0 | 0 | 0 | 3500 | |
| 4 | Mandya | 399 | 0 | 0 | 0 | 0 | 27100 | |
| 5 | Mysuru Dist. | 20 | 0 | 0 | 0 | 0 | 1500 | |
| VIII | Ballari Range | | | | | | | |
| 1 | Ballari | 411 | 0 | 0 | 0 | 0 | 56300 | |
| 2 | Vijayanagara | 406 | | | | 43 | 32350 | |
| 3 | Koppal | 47 | 0 | 0 | 0 | 0 | 47 | |
| 4 | Raichur | 1360 | 0 | 0 | 0 | 0 | 105237 | |
| IX | Karnataka Railways | 57 | | | | | 6800 | |
| Total | | 12015 | 0 | 8 | 4 | 55 | 1209979 | |